



# mini' app'les



Apple Computer user group newsletter

Volume XII No.4 April 1989

Calendar of Meetings and Events

WHO	WHEN	WHERE	WHAT
Apple II Users	Wed. Apr. 5 7:30 pm	St. Louis Park Sr. High School	Note 11
Mac Users	Thur. Apr. 6 (6:30) 7:00 pm	Hennepin County Library, Southdale Branch, 70th & Xerxes, Edina, MN	Word 4.0 Demo Notes 14 & 4
Mac Computer Art & Design Group	Mon. Apr. 10 6:45 pm	Mpls. College of Art and Design 133 East 25th Street, Room 325	Successful Linotronic, Note 7
MicroSoft® Works™ S.I.G.	Wed. Apr. 11 6:30-8:45 pm	Washburn Community Library 5244 Lyndale Ave. S., Mpls.	Note 13
The Smalltalk Group	Recess until further notice		Note 10
Board Meeting	Thur. Apr. 13 7:00 pm	Brookdale Hennepin Area Library 6125 Shingle Creek Pkwy., Brooklyn Ctr.	Members welcome, Note 1.
Fourth Dimension™ Group	Mon. Apr. 17 7:00 pm	Hennepin County Library, Southdale Branch, 70th & Xerxes, Edina, MN	Note 2 Small Meeting Room, 2nd Floor
Beginning Macintosh™ Programmer	Tues. Apr. 18 7:00 pm.	Hennepin County Library, Southdale Branch, 70th & Xerxes, Edina, MN	Note 15 Small Conf. Room, 2nd Floor
MacCAD/E User Group	Tues. Apr. 18 7:00 pm.	Heath/Zenith Computers Shady Oak Road, Hopkins, MN	Note 8
Apple IIGS S.I.G.	Wed. Apr. 19 7:30 pm	First Tech Computer 2640 Hennepin Ave., Minneapolis	Note 12
HyperCard™ Group	Mon. Apr. 24 7:00 pm	Hagen Office Equipment 801 W. 77-1/2 St., Richfield, MN	Note 4
Mac Novice User Group	Mon. Apr. 24 7:00 pm	Highland Branch Library 1974 Ford Parkway, St. Paul, MN	Note 9
Northwest Branch	Tues. Apr. 25 7:00 pm.	Rockford Road Library 6401 42nd Av. N., Crystal, MN	Note 6
Mac Desktop Publishing SIG.	Wed. Apr. 26 7:00 pm	First Tech Computer 2640 Hennepin Ave., Minneapolis	Note 3
AppleWorks® S.I.G.	Thur. Apr. 27 7:00 pm	Murray Junior High School 2200 Buford, St. Paul, MN	Note 1 "TimeOut", "SpreadTools"
Apple II Users	Wed. May 3	St. Louis Park Sr. High School	Note 11
Mac Users	Thur. May 4	Hennepin County Library, Southdale	Notes 14 & 4
Mac Computer Art & Design	Mon. May 8	Mpls. College of Art & Design	Note 7
Microsoft® Works™ S.I.G.	Tues. May 9	Washburn Community Library, Mpls.	Note 13
The Smalltalk Group	Recess until further notice		Note 10
Board Meeting	Thur. May 11	Brookdale Hennepin Area Library	Members welcome, Note 1
Fourth Dimension™ Group	Mon. May 15	Hennepin County Library, Southdale	Note 2
Beg. Macintosh Programmer	Tues. May 16	Hennepin County Library, Southdale	Note 15
MacCAD/E User Group	Tues. May 16	Heath/Zenith Computers, Hopkins	Note 8
Apple IIGS S.I.G.	Wed. May 17	First Tech Computer, 2640 Hennepin	Note 12
HyperCard™ Group	Mon. May 22	Hagen Office Equipment	Note 4
Mac Novice User Group	Mon. May 22	Highland Branch Library, St. Paul	Note 9
Mac Desktop Publishing SIG	Wed. May 24	First Tech Computer, 2640 Hennepin	Note 3
AppleWorks® S.I.G.	Thur. May 25	Murray Jr High, 2200 Buford, St Paul	Note 1, "Using AppleWorks Integration"
Northwest Branch	Tues. May 30	Rockford Road Library, Crystal	Note 6
Strictly Business Show	May 3rd & 4th	New Minneapolis Convention Center	

Notes:

- |                                   |                                  |                                 |
|-----------------------------------|----------------------------------|---------------------------------|
| 1. Dick Marchiafava .....572-9305 | 6. Jere Kauffman .....535-6745   | 11. Tom Ostertag .....488-9979  |
| 2. Ian Abel .....824-8602         | 7. Joy Kopp .....440-5436        | 12. Mark Evans .....377-9000    |
| 3. Charles Bjorgen .....633-8850  | 8. Bill Langer .....937-9240     | 13. Ed Spittler .....432-0103   |
| 4. Mike Carlson .....866-3441     | 9. Tom Lufkin .....698-6523      | 14. David Stovall .....474-8015 |
| 5. Wesley Johnson .....636-1826   | 10. Martin McClure .....227-9348 | 15. Ian Able .....824-8602      |

Coordinators - Please Call John Hansen (890-3769) by the 1st Friday in order to have your meeting listed correctly!



**Board Members:**
**Officers**

President	<i>Dick Marchiafava</i>	572-9305
	7099 N. E. Hickory Drive Fridley, MN 55432	
Past-President	<i>Ann Bell</i>	544-4505
	8325 39th Avenue N., New Hope, MN 55427	
Vice-President	<i>William Langer</i>	937-9240
	14160 Green View Court Eden Prairie, MN 55344	
Secretary	<i>Ed Spüler</i>	432-0103
	P.O. Box 24476 Apple Valley, MN 55124	
Treasurer	<i>J. Edward Wheeler</i>	881-5928
	P.O. Box 796 Hopkins, MN 55343	

**Directors**

Publications	Dan Buchler	890-5051
Software	Tom Gates	789-1713
Operations & Resource	John Hook	944-8510
SIG: Macs	David Stovall	474-8015
SIG: Apples	Tom Ostertag	488-9979
Membership	Anne S. Charity	935-4845

**Coordinators**

Beginners' Consultant	Earl Benser	884-2148
Shows & Conventions	<i>(Your Name Here?)</i>	
Northwest Branch	Jere Kauffman	535-6745

🍏 Apple II Users	Tom Ostertag	488-9979
🍏 Apple IIGS	Dick Peterson	473-5846
🍏 AppleWorks	Dick Marchiafava	572-9305
🍏 Beginner's Basic	Tom Alexander	698-8633
🍏 Languages/Tech	Wesley Johnson	636-1826
🍏 Tech. Adviser (hdwre)	Roger Flint	771-2868

📁 Mac Users	David Stovall	474-8015
	Mike Carlson	866-3441
📁 Excel	M. Nightingale	545-9380
📁 Beginning Prog.	Tom Vind	473-0455
📁 HyperCard	Mike Carlson	866-3441
📁 CAD & Engineering	Bill Langer	937-9240
📁 4th Dimension Prog	Ian Able	824-8602
📁 Novice	Tom Lufkin	698-6523
📁 Smalltalk	Martin McClure	227-9348
📁 DeskTop Publishing	Charles Bjorgen	633-8850
📁 MicroSoft Works	Ed Spüler	432-0103

**Software Director's Staff**

Apple // DOM Editor	Tom Gates	789-1713
MaceDOM Editor/Prod	Joe Carroll	938-4028
CP/M	<i>Open</i>	

**Liaison Contacts** (Contact with non-Mini'app'les SIGs)

- Genealogy	Jules Goldstein	690-4447
- Medical	Stewart Haight	644-1838
- CP/M	Jim Rosenow	(414) 261-2536

Circulation this issue: 1350

This is the Newsletter of Mini'app'les, the Minnesota Apple Computer Users' Group, Inc., a Minnesota non-profit club. The whole newsletter is copyrighted © by Mini'app'les. Articles may be reproduced in other non-profit User Groups' publications except where specifically copyrighted by the author. Please include the source when reprinting.

**Questions** – Please direct questions to an appropriate board member. Technical questions should be directed to the Technical Director.

**Membership** – Send applications for membership directly to the Membership Coordinator: Anne S. Charity 935-4845  
5116 Ridge Rd  
Edina, MN, 55436

Current membership dues are \$20 for the first year and \$15 thereafter. All members receive a subscription to the newsletter and all club benefits. New members receive a special package of member lists and software catalogs.

eDOMs	At Meetings	Mail Order
<b>Members:</b>	5 1/4" eDOMs	\$3.00
	5 1/4" System	\$1.00
	3 1/2" Apple/Mac eDOMs	\$5.00
	3 1/2" System	\$3.00
<b>Non-Members:</b>	5 1/4" eDOMs	\$6.00
	3 1/2" Apple/Mac eDOMs	\$10.00
		Add \$1 per disk, Max \$4.00

Send orders to Mini'app'les at PO Box 796, Hopkins, MN 55343, attention eDOM Sales or Mac eDOM Sales.

**Dealers** – Mini'app'les does not endorse specific dealers. The club promotes distribution of information which may help members identify best buys and service. The club itself does not participate in bulk purchases of media, software, hardware and publications. Members may organize such activities on behalf of other members.

**Newsletter Contributions** – Please send contributions on Mac 3 1/2" disks, or via telecommunications, directly to the Newsletter Editor. Contributions on 5 1/4" disks should be sent to the club PO Box, and marked: "Newsletter Submission".

Deadline for publication is the **1st day** of the month preceding the month in which the item might be included. An article will be printed when space permits if, in the opinion of the Newsletter Editor, it constitutes suitable material for publication.

**Meeting Dates** – Please phone calendar announcements to John Hansen 890-3769.

**Mini'app'les Mini'Info Exch BBS** – Club members may utilize the club's BBS: Telephone No. 831-6235

**Advertising** – Direct all advertising inquiries to the club's Advertising Coordinator: Bob Lowe 612-933-0464  
14717 Idylwood Road, Minnetonka, MN 55345

**Newsletter Publication Staff**












Director & Editor	Daniel B. Buchler	890-5051
	13516 Grand Avenue S. Burnsville, MN 55337	
Announcements	Kent Edwards	452-4956
Calendar	John Hansen	890-3769
Contributing Ed.	Steve George	935-5775
Contributing Ed.	Tom Edwards	927-6790
	Dave Brown	
Comp./Layout	Joan Kistner	

**E-mail**

**AppleLink**  
UG0012  
**CompuServe**  
73537,463  
**GEnie:** DBuchler







**In This Issue**

Announcements		4
Apple/Mac System software available to members		5
Board Meeting Minutes	by Ed Spittler	5
Classified Advertisements		23
Membership Promotion		BC
Board Member Candidate Platforms		6
 AppleWorks Advisor	by Dick Marchiafava	9
 Apple II User's Group Meeting	by Lloyd Nelson	12
 Beginner's Corner (Databases)	by Tom Alexander	12
 Bits and Pieces	by Dick Marchiafava	14
 RocketChip	by Dick Marchiafava	9
 A Tweak of the Old Erector Set (Feb HyperCard)	by Tom Edwards	18
 If the Circus is Here..... (Mar MacUser)	by Tom Edwards	17
 Jiggle and Shake: It's Animated (Feb MCAD)	by Tom Edwards	19
 Mac IIcx and Other New Mac.....	edited by Dan Buchler	20
 Macintosh Magazines Index Available		22
 What Happened? (Other Mac Meetings)	by Tom Edwards	20

**The Fine Print**

The Mini'app'les newsletter is an independent publication not affiliated or otherwise associated with or sponsored or sanctioned by Apple Computer, Inc. or any other computer manufacturer. The opinions, statements, positions, and views stated herein are those of the author(s) or publisher and are not intended to be the opinions, statements, positions or views of Apple Computer Inc., or any other computer manufacturer. Apple®, the Apple® logo, Apple IIGS®, AppleTalk®, AppleWorks®, Macintosh®, ImageWriter®, LaserWriter®, are registered trademarks of Apple Computer, Inc. LaserShare™, Finder™, MultiFinder™ and HyperCard™ are trademarks of Apple Computer, Inc. PostScript® is a registered trademark of Adobe Inc. Times® and Helvetica® are registered trademarks of LinoType Co.

   	<b>HyperCard 1.2.2 is now available!</b>
<b>✓ System Updates for Macintosh</b> <b>✓ ProDOS and DOS 3.3 systems for Apple II/IIGS</b>	

<b>Apple II SIG</b> <b>April 5</b> St Louis Park High <b>Beginners' Night Out</b>	<b>MacUsers</b> <b>April 6</b> Southdale Library <b>Word 4.0</b> <b>Demo</b>
--	--

**Mini'app'les BBS — 831-6235 (New Software)**

May Mini'app'les Newsletter goes to press April 15.  
Please observe minimum one week leadtime.

**Advertisers**

Hagen	BC
Kronk Financial Services	23
MacChuck	18
Ramco	23

**Membership Application and Renewal Form 4/89**

Name: \_\_\_\_\_

Address: \_\_\_\_\_

City: \_\_\_\_\_

State: \_\_\_\_\_

ZIP: \_\_\_\_\_

Home Phone: ( \_\_\_\_\_ ) \_\_\_\_\_ - \_\_\_\_\_

Work Phone: ( \_\_\_\_\_ ) \_\_\_\_\_ - \_\_\_\_\_

 New Member (  ) or Renewal (  )

Spouse's name: \_\_\_\_\_

Children's names: \_\_\_\_\_

(if interested in computers) \_\_\_\_\_

Sponsored by: \_\_\_\_\_

**I own or use a:**

 Mac+ (  ) SE (  ) MacII (  )

 Apple II/or II+or II/e (  ) //GS(  ) //c(  )

 Other (  )

**Special Interests - Check all that apply.**

 Programming (  ) Spreadsheets (  )

 Business (  ) DT Publishing (  )

 Education (  ) Novice (  )

**Make checks payable to Mini'app'les**
**Mail to: Membership Coord**

Anne S. Charity

5116 Ridge Rd

Edina, MN 55436

Allow 3-6 weeks for processing

Club Dues: \$15/yr + \$5 application fee.



## Announcements

### Editor's Note

The majority of the articles for the March newsletter arrived beyond the deadline (Feb 1) for material submittal as published on page 2 of this and all newsletters. The effect of this was that your volunteer newsletter staff worked a 12-hour day on February 11 after working late nights for several evenings before then. We try to be reasonable and expect to process all time-dependent material such as announcements for just arranged meetings and material related to club business. However, for the sake of my staff, I will process submittals of routine or incorrectly formatted material that arrives after the deadline as if it were in front of the deadline for next month's newsletter. I apologize if this causes any inconveniences.

### The President's Notes

by Dick Marchiafava

April 1989

### Mini'app'les Wins Appeal! IRS Agrees, Repays Levies

Our user group has prevailed again in our long struggle with the IRS over tax exempt status. As the final chapter (hopefully) in the odyssey of filing for and gaining tax exempt status, the return of funds improperly levied by the IRS, closes the episode.

This group began the process of getting tax exempt status about 6 years ago. After some difficulties and delays in getting an application filed, the IRS indicated that they were going to

deny the application. This intended ruling came after a delay on the part of the IRS of many months.

The Board retained legal council and prepared a properly executed application which included many pages of statements and proofs of why our activities should be tax exempt.

After the usual bureaucratic delay which it is known for, the IRS granted us tax exempt status as an educational organization operating for the benefit of the community under ruling 510(c)(3). The grant of this status was from the time of the ruling and retroactively to the time which extended back to the first attempt to file.

Once our tax status was clear, we promptly filed the necessary forms to cover the period during which our status was uncertain. Several months later the IRS sent notices asking for penalty payments for the years which were involved in the retroactive ruling period. These notices were routinely generated by the IRS computer, which simply said these forms were filed late, therefore a penalty is due. It is a rather mindless process.

Throughout our dealings with the IRS, they always took as much time to react as they wished, but required us to react on short and very specific deadlines. When the notice arrived demanding payment of penalties, the Board again had our attorney prepare a request for abatement on the grounds that they were trying to penalize us for a time period which they had found us to be tax exempt, they were significant contributors to the time lapse involved, the penalty would be far out of scale

of any potential harm done and they would put this organization out of existence by taking most of the group's funds.

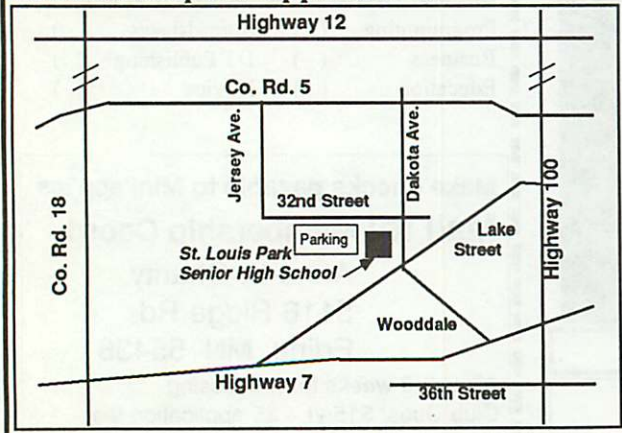
With the sloth which they have previously exhibited, our appeal languished in some unknown corner of the IRS. Meanwhile, the wheels of the IRS enforcement branch continued to grind relentlessly on. No notice of the fact that we had submitted an appeal was given to the enforcement branch. When the time indicated on the notice expired, the IRS levied our bank account for 4 of the 5 penalties they wanted. This levy was improper as it is contrary to their own operating procedures in which collection of any penalty is deferred until the appeal is considered.

This time, we contacted the enforcement branch. They agreed that they should not have levied our account, but they had no notice of the appeal. At their request, we filed our appeal again, with that branch. As a further concession to us, they said they would process the appeal in 4 weeks. Hah!

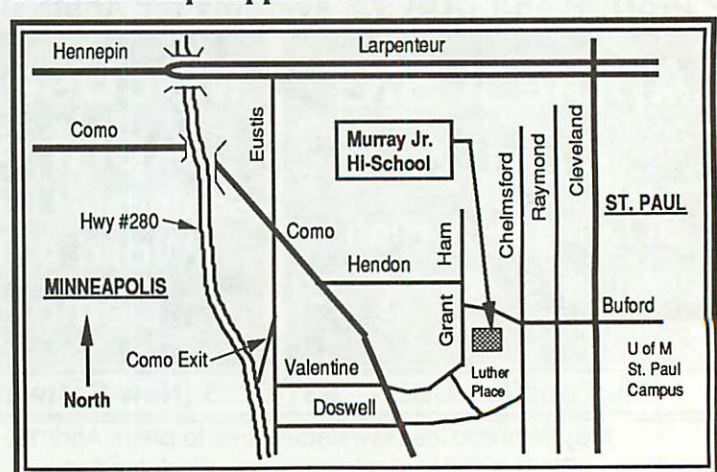
Moving at their usual relentless sluggish pace, the IRS agreed with us again. To date, they have made reimbursement of the improperly impounded funds for all tax years except one, along with interest. We expect to receive the reimbursement for the missing year also.

After a recent examination of this group's activities, an IRS office in Chicago confirmed our tax exempt status for the period since their ruling granting it. There may be some change in the section under which we have tax exempt status, due to recent tax law changes. I am

### Location Map for Apple II SIG



### Location Map: AppleWorks SIG





getting a clarification of this.

I fervently hope that this intercourse with the IRS is at an end, except for the routine of making the annual form 1099.

### AppleWorks SIG Announcements And Meeting Schedule

The February meeting took place on schedule, but we were moved to a different room because of Open House at the school.

Attendance at this meeting, which covered the intermediate and advanced use of the AW data base, was exceptionally good. Many persons at this meeting were able to teach others there, as well as the program presenters, aspects of using the data base which were well received and highly regarded.

#### Location

AppleWorks SIG meetings are at Murray Jr. High School, 2200 Buford Avenue, St. Paul. Park on Grantham, the street on the west of the school complex. Meeting room is the computer lab at the center of the hall. This meeting location has been reserved for several months.

Murray Jr. Hi is centrally located a few blocks east of Highway 280, near Como Avenue. This is near the border of Minneapolis and St. Paul. See the map for directions.

#### Upcoming Meetings

April 27: Beagle Bros TimeOut SpreadTools. We will examine this desk accessory program which adds features to the AW spreadsheet.

May 25: Using AppleWorks Integration

June 22: Printers

July 27: Multi-Computer seminar, bring your AppleWorks program (tentative)

August 24: TimeOut UltraMacros, Linking Data Bases

Other meeting dates- September 28: October 26: November 16: December 28:

Any corrections to the meeting calendar will be posted on the Mini'app'les Bulletin Board.

Meetings are held monthly at 7 PM on the 4th Thursday. Call 572-9305 if you need information about meetings. Dick


### Announcements made at March 1 Apple Users Group Meeting

We (Tom Ostertag, Lee Reynolds, Fred Evans, John Hyde, and Lloyd Nelson) had a planning meeting a couple of weeks ago, and are pleased to present you with the following agenda:

Next month's meeting, April 5th, will focus on the Beginner. There will be at least one live, running demonstration computer present!! It will be a Beginners' Night Out, at which we will try to provide information and coaching for the people who are newly introduced to their Apple and need to get acquainted with their machine. Fred Evans, of First Tech, will give us a presentation about getting started with your hardware and operating systems, DOS and ProDOS, slots and the cards that fill them, and many more informative items.

A special drawing will be held at the April 5th meeting (as previously announced in your newsletter) for ProTERM, a terrific communications modem software package which Checkmate Technology has donated to the club in return for a newsletter review. We normally request that the winner of the door prize write up a review of the software — but this time the winner is off the hook — that has been PREPAID in full. There are no strings attached, THIS time!

The May meeting will continue on the Newcomer theme, with an introduction to Basic and further ProDOS information. This meeting is also scheduled to be led by Fred Evans.

The June meeting is scheduled to be about Telecommunications and will be led by Tom Gates. Also in June, there will be a Summer Swap Meet. Date as yet not firmed up. 

### Current Apple System software available through Mini'app'les:

Software	Ver	Date	Format
II, II+, IIc, IIe			
DOS 3.3 Master	n/a	09/10/85	5.25"
ProDOS 8	1.7	06/13/88	5.25"
<b>Apple IIGS</b>			
GS/OS Syst. Disk	4.0	08/18/88	3.5"
GS/OS Syst. Tools	4.0	08/18/88	3.5"
<b>Macintosh</b>			
System Tools	6.0.3	12/9/88	3.5"
Print Tools	6.0.3	12/9/88	3.5"
Utilities 1	6.0.3	12/9/88	3.5"
Utilities 2	6.0.3	12/9/88	3.5"
HyperCard	1.2	04/25/88	3.5"
H. C. Update	1.2.2	05/25/88	3.5"
ImageWriter LQ Disk 1		2.0	7/18/88
ImageWriter II/LQ AppleTalk		2.0	7/18/88

### Apple System Software disk prices are as follows:

3.5" Systems disks \$3.00 each.

5.25" Systems disks \$1.00 each.

#### Notes:

- The Macintosh System Tools and Utilities disks are available only as a set of 4 disks.
- ProDOS requires 64K of memory on the Apple II and II+
- GS/OS System Disk and System Tools are available only as a set of 2 disks.

## Minutes

### Board Meeting, Feb 9, 1989 at Hennepin County Library, Brookdale Branch by Ed Spitzer

Board Members in attendance: Dick Marchiafava, Ed Spitzer, Tom Gates, Tom Ostertag, J.E. Wheeler, John Hook and Arne Charity. Also present: Pat Bohm, Steve George, Tom Lufkin, and Dick Peterson.

#### AGENDA ITEMS

##### MINUTES OF THE PREVIOUS MEETING (January, 1989)

Submitted by secretary and approved.

##### TREASURER'S REPORT

Submitted by J.E. Wheeler. (Report appears at end of Minutes.)

TREASURER'S report was approved.

The treasurer's report posted in the March newsletter was approved at the February board meeting.

MEMBERSHIP report submitted by Anne Charity was approved.

BYLAW REVIEW COMMITTEE REPORT: Dick Peterson, Tom Ostertag and Tom Lufkin submitted a proposed revision of the By-Laws. This revision was reviewed item by item and approved.

NOMINATION COMMITTEE REPORT: Tom Gates advised us of proposed nominations to the various board positions.

MEMBERSHIP COMMITTEE REPORT: No activity to date.

#### IRS APPEAL

Dick Marchiafava advised us that our appeal was progressing and that no decision had been made as yet regarding our tax exempt status or abatement application.

#### MAIL PICKUP:

Steve Kuhn is now picking up our mail at the Hopkins post office.



### Platform for David E. Laden Candidate for position of Mini'app'les President

I have had the opportunity to write a platform on two other occasions. This was in 1984 and 1985, both when successfully running for President of Mini'app'les. Of these three opportunities, this is perhaps the most difficult. Difficult, because as I have observed, Mini'app'les has had many difficulties recently—some beyond our immediate control.

I am running for President because I have been asked to, asked by fellow members of the user group. I did not take the decision to run lightly. It was thought about for a long time. I said yes because of the trust these members have in me. They are concerned about Mini'app'les as I am.

With the exception of a much needed year off, I have been on the board of directors of Mini'app'les for seven years; three as technical advisor/director, two as president, and two as past-president. I have a good understanding of user groups, their purpose, and day-to-day operation.

One of the duties of president as listed in the bylaws is to establish goals for the group. I have listed a series of goals below. If elected, these are the goals I will ask the board of directors to adopt for the next year:

- 1) Increase membership. I think this one goes without a long explanation. Our membership has been declining for several years and along with it the monetary support for Mini'app'les. We must reverse this trend to ensure a healthy user group in the 1990's.
- 2) Work to strengthen the committee structure of the board by encouraging each board member to develop a committee of members to work with. This committee would then be available to assist in carrying out the functions delegated through the bylaws and by the board. We need more involvement from the membership in the operation of the user group. Well organized committees are an excellent means of achieving this and will help to keep the work load of the board members at a manageable level.
- 3) Increase the size of the newsletter and maintain this increased size. By increasing the size of the newsletter, we will be able to achieve some economies of scale—the cost per printed page goes down. But, more important is the benefit to the individual members of Mini'app'les. A larger size means a larger proportion of relevant, timely information on the Macintosh and Apple II computers and software vs. announcements, policy, minutes, and other

"business" items of the group. The newsletter is an extremely important component of the user group—for it is the user group for many members. It is the one thing that all members receive each month. Relatively few members consistently make it to a meeting every month.

- 4) Make the Bulletin Board System something that will be useful to more members. There is a small group of members making regular use of the BBS; but there is much more potential here. I would like to see a committee of SYSOP's each having responsibility for different interest areas. The newsletter and DOM catalogs should be available for download as well as a separate board or area for each Interest Group of Mini'app'les.
- 5) Hold the line on spending. Continue to look for ways to economize and carefully evaluate the purchase of large dollar items.
- 6) Maintain a minimum reserve in the bank—this amount to be calculated each month based on current membership expiration statistics and presented to the board along with the treasurers' report. This reserve represents a pro-rated portion of each members dues to provide the benefits of the user group (primarily the newsletter) to members for the remainder of their membership. Hopefully, the temptation to "spend it since we have it" would be diminished if such a tool were used, and thus maintain a healthy cushion for the operation of the group.

This is a long and demanding list of goals; but I think they are achievable if taken in manageable pieces over the next year. None of this is possible, however, without the support and cooperation of the board of directors and the general membership of the user group.

I now turn to you and ask not just for your vote, but your support and help as well. To have a successful user group, it takes the work of all of the members. We each have something to offer the group; time, use of equipment, knowledge, leadership ability, ideas and suggestions. As president, I want to hear from you. Not only complaints and criticisms, but also what we are doing well.

As I write this statement, there was only one other position for the board of directors that was not running unopposed. There are also two candidates for Treasurer. First, I want you to know that I do not know Pat Bohn. I have not had the opportunity to work with him, nor do I know of his credentials; so this is not a comparison of the candidates. Nevertheless, I wish to give my support to Jim Wheeler for the position of Treasurer. When Jim agreed to run for treasurer two years ago, the user group had been through a year "without treasurer" so to speak. The job passed through three different individuals. Jim did a good job of handling

the day-to-day affairs of the position, as well as pulling together years of records to fulfill the requirements if the IRS during and after our application for non-profit status. He is very concerned about the user group and its financial health. He has brought to the board's attention many areas for cost savings as well as ideas for club operation and membership promotion. I think that it is important to have consistency in this position during these difficult times. Jim has been treasurer of the user group for the past two years; has been nominated and is willing to serve for another year. I intend to vote for Jim Wheeler and ask you to do the same.

Thank you.

### Platform for Pat Bohn Candidate for position of Mini'app'les Treasurer

My name is Pat Bohn. I am studying accounting at North Hennepin Community College and hope to graduate with an accounting degree which will form the basis for building an accounting business and career. I offer myself as a candidate for the position of treasurer with a strong motivation to:

- 1) Provide support to the club at a professional level.
- 2) Further my education and experience with a real live accounting task.

I believe that we can improve the way in which the Mini'app'les records are kept. The current books are kept manually. I would set up a complete computerized accounting system with emphasis on organization. In today's age of complex tax returns and IRS rules, it is extremely important that the accounting system be completely integrated so all financial information is in one place at one time.

I have been attending board meetings for several months and have observed a lot of wasted time and effort related to the current tax situation. Because of past troubles we need to be able to present a clearer picture of our financial state and policies. This will save a lot of time and lawyer's expense and perhaps prevent a future reoccurrence of the problems that the club faced recently with the IRS.

I am an Apple IIGS fan and support the things that Mini'app'les can do for its membership. Maybe I can even help keep the dues from rising too rapidly.





# Ballot

for Election of Mini'app'les Board of Directors  
1989-1990

## Instructions:

- 1) Vote for one and only one candidate per office. Please use an X.
- 2) If you wish, use the blank space to write in another candidate. Be sure to fill in the  with an X.
- 3) Vote "For" or "Against" accepting the amended bylaws published in the March newsletter.
- 4) When you have completed your ballot, fold the bottom edge up to the line indicated and flatten the crease. Fold the top edge down and flatten the crease.
- 5) The Mini'app'les address should now be facing you. Fill in your membership number. No ballot will be valid without it. Fill in your name and address. Staple or tape where indicated.
- 6a) Place a 25-cent stamp where indicated and mail. Mail early because only ballots received in our PO box on or before April 28, 1988 will be counted.  
OR.....
- 6b) Bring your ballot to any Mini'app'les SIG meeting scheduled to be held in April. Ballots must be handed in before 8:00 pm.

## Nominees as of publication date (3/11/89)

is for write-in nominees. (I) indicates incumbant

<i>President</i>	<input type="checkbox"/>	<b>Dick Marchiafava (I)</b>
	<input type="checkbox"/>	<b>Dave Laden</b>
<i>Vice President</i>	<input type="checkbox"/>	<b>Tom Lufkin</b>
	<input type="checkbox"/>	<input type="text"/>
<i>Secretary</i>	<input type="checkbox"/>	<b>Randy Dop</b>
	<input type="checkbox"/>	<input type="text"/>
<i>Treasurer</i>	<input type="checkbox"/>	<b>J. Edward Wheeler(I)</b>
	<input type="checkbox"/>	<b>Pat Bohn</b>
<i>Publications Director</i>	<input type="checkbox"/>	<b>Dan Buchler (I)</b>
	<input type="checkbox"/>	<input type="text"/>

<i>Software Director</i>	<input type="checkbox"/>	<b>Tom Gates (I)</b>
	<input type="checkbox"/>	<input type="text"/>
<i>Operations &amp; Resource Dir.</i>	<input type="checkbox"/>	<b>Dave Undlin</b>
	<input type="checkbox"/>	<input type="text"/>
<i>Interest Dir. (Macintosh)</i>	<input type="checkbox"/>	<b>Tom Edwards</b>
	<input type="checkbox"/>	<input type="text"/>
<i>Interest Dir. (Apple II)</i>	<input type="checkbox"/>	<b>Tom Ostertag (I)</b>
	<input type="checkbox"/>	<input type="text"/>
<i>Membership Director</i>	<input type="checkbox"/>	<b>Anne Charity (I)</b>
	<input type="checkbox"/>	<b>Ian Able</b>

- For amended bylaws  
 Against amended bylaws

Exercise your right as a citizen of  
Mini'app'les and Vote!  
For candidate platforms see  
page 6 in this newsletter



<b>Membership Number:</b>
<b>Name:</b>
<b>Address:</b>

Place  
25 Cent  
Stamp  
Here

**Mini'app'les**  
**P.O. Box 796**  
**Hopkins**  
**MN 55343**

-----  
Outside Fold

2nd Fold on this line

-----  
Outside Fold

1st Fold on this line

Staple



# The AppleWorks Advisor

A Column For Users Of AppleWorks  
by Dick Marchiafava

## Checkmate AW Utility In Work

A member in St. Cloud called to tell me that Checkmate indicated their MultiRam AppleWorks Expand Utility was in work and expected to be released in 2 months. This was during the last week of February. It will be welcome, if long overdue.

## RocketChip

The RocketChip, a high speed processor device for Apple //e & //c computers is shipping now. This device is the fastest accelerator for the Apple II-// family of computers with a clock rate of 5 Mhz. That translates into a 5 times increase in speed for in-memory processing.

As with any speed-up device, the full effect is most apparent when doing processing intensive operations, such as calculating spreadsheets or doing sorts in databases. User input intensive operations, such as keyboard entry are speeded up also, but the increase in effective speed is limited by the human factor.

With AppleWorks and TimeOut modules installed in a RocketChip accelerated RAM disk, my Apple//e has truly been kicked into "hyperdrive"! RocketChip is, simply the fastest. I have operated with a Transwarp board for a long time and the increase in speed since the installation of RocketChip is impressive.

## Moving Categories In DB

The AW database has functions to relocate categories for the convenience of on-screen display, or printing reports. In the single record mode, an ⌘-V command will allow the categories to be located anywhere and in any order on the screen. This involves using ⌘ and arrow keys to drag them around. A more useful or pleasing data screen can be created in this way. It's also possible to create a screen which is less useful or harder to understand. Be prudent when using this option.

The sequence of categories in the all records mode can also be changed. Not all categories can be viewed when in this display mode. By going to the Print menu and selecting (or creating) a "tables" print format, another set of commands becomes available. The ⌘ > and < (greater than, less than) can be used to change the relative position of categories.

These commands can be used to move categories on the screen to where they can be scanned or edited quickly. An example of the use of this would be where it is necessary to correct or standardize certain entries. If a

database contained entries for states in mixed formats, as in: MN Mn Mn. Minn Minn., moving it to where it can be viewed allows editing entries and using the ⌘-" (ditto) command to change to the correct (MN) or desired entry. Duplicate entries can also be scanned for easily by making the pertinent categories appear in the all records screen.

Area codes could be added in this manner including the +4 for Zip+4 which is coming into greater use. Any editing to a particular category in most or all records can be accomplished in this way. The same category in each record is accessed in sequence when in the all records display.

The changes to relative category positions will be saved with the file and become the new default layout. However, the changes are relative to the screen only. If the file is output as a DIF or ASCII file, the categories will be in the order in which they were originally entered. In a previous column, I described how to change the category positions permanently by manipulating the data in a spreadsheet using the TimeOut Data Converter to move it there and back.

## AppleWorks Course Offered

The Community Education department in the school at 2955 Hayes Street NE in Minneapolis will offer an 8-week AppleWorks course beginning April 11th. If you are interested in attending contact them at 627-3058. (See Bits & Pieces also in this issue for more information.)

## Clariss Malls Newsletter

Recently received from Claris, is a newsletter titled "Claris Technical Solutions". This newsletter was mailed to registered owners of AppleWorks. The focus of the newsletter is AppleWorks GS and AppleWorks for the Apple // computers.

In Technical Solutions, Claris presents product descriptions, Questions & Answers, offers tips and a list of resources. Information on how to contact Customer Relations, Technical Support and request upgrades is included. There are lists of Apple II software versions from Claris and an upgrade policy statement with costs for upgrades from various software packages to AppleWorks.

This is more attention and support than Apple ever provided for what was their largest selling software package. Claris has been very

forthcoming with support, including answering questions about AppleWorks from all callers. This is commendable.

Claris has furnished support for over a year to all callers, most who purchased AppleWorks when it was an Apple product. This has given users time to get on board with Claris. I expect that eventually, some of this freely given support will be restricted to AppleWorks owners who are registered with Claris.

## SuperPatch Version 3.1

AppleWorks will end up as the most patched Apple // program in the world, if it has not already reached that status. SuperPatch Version 3.1 is a collection of patches for AW 2.0 and 2.1. It is a menu driven program which will examine the AppleWorks disk to be patched, display the current status of the various areas that can be patched and install the selected patches. The upgrade date of the disk I have is January 15, 1989.

SuperPatch is circulated in the user community courtesy of John Link who lives in Kalamazoo, Michigan. In the on-disk documentation, John described SuperPatch as a new category of software. We are familiar with various names for software which is freely circulated, but request a small fee if it used. Some of these names are Buttonware, Shareware, Honorware etc. John's new software description is "BeggarsWare"! If you get SuperPatch, the documentation will explain the name.

I found SuperPatch to be easier to use than entering the AppleWorks patches I use directly. It contains patches I was unaware of, some of which I choose to use. Altogether, there are 29 or 30 patches which can be applied with SuperPatch. I think this almost covers the field, at least, until I read the next issue of A2-Central newsletter.

SuperPatch is, or will be part of the Mini'app'les disk library. Look in this newsletter issue, it may be announced this month. John Link has my thanks, and my \$5. Get SuperPatch and read the documentation. If you use it, send John his beggars fee, it's well worth it!

## TimeOut AWP.To.TXT Patch

The TimeOut AppleWorks to Text utility from PowerPack will write a word processor file to disk without adding carriage returns to every

GOTO 10



## AWA concluded from 9

line, unlike the built-in print ASCII file to disk routine.

The March 1989 issue of A2-Central newsletter reports that this TimeOut text file utility writes files which have a different aux type number than what most of the world expects for such a file. Beagle Bros offered the following patch to correct this. I expect that some future update to this utility will be made.

Run BASIC.SYSTEM. Catalog the disk or directory where AWP.TO.TXT is to verify the location. Enter the following:

```
POKE 768,0 (press Return)
BSAVE TO.AWP.TO.TXT,A768,L1,B1668
(press Return)
```

## TimeOut Calendar & AW 2.1

Since I am still waiting for Checkmate's AW 2.1 expand utility, I still use AW 2.0. Therefore, I had not experienced the following problem.

A user contacted me with problems after adding TimeOut Calendar to the collection of TO applications he was already using. From this point on, he experienced program crashes when trying to use the Calendar accessory.

After an extended session checking working disks with AW and TO, making new ones, reinstalling TimeOut and other software troubleshooting, I turned to testing hardware. I eventually got it down to the minimum hardware required in the //e and still found the program would crash when loading the AppleWorks database file called "Calendar.Data," which is used by TO.Calendar.

The same file would load on my Apple //e and accessed by the Calendar accessory with no problem. After trying configurations, I began to suspect the problem was one of incompatibility between AppleWorks version 2.1 and the Calendar.Data data file! I started AppleWorks 2.1 on my computer and sure enough, the program crashed when an attempt was made to load the same file.

I do not know what it is about this data file that crashes AW 2.1 when accessed by that program version. I have passed this information to Beagle Bros and await their reply.

AppleWorks questions and tips are welcome. Send to: 7099 Hickory Drive N.E., Fridley, MN 55432. Include your address and phone number. Or call 612-572-9305, no collect calls. Dick



## RocketChip

### Can Apple IIs Operate In Hyperdrive?

by Dick Marchiava

The RocketChip is a high speed processor device for Apple II, //e, //c computers. This device is a small rectangular module which resembles a chunky 40 pin DIP chip.

RocketChip is what is known as a hybrid circuit, in which wafers, such as used in integrated circuits, plus other components are bonded to a substrate (often a slice of ceramic). The wafers and components are interconnected as required and then connected to a lead header which become the leads which will plug into a socket. Once tested, the entire assembly is placed in a plastic case which becomes the outer shell of the device and epoxy encapsulated.

The finished device measures 7/8" wide X 2 3/8" long X 11/32" high. At first glance, it appeared the leads of this device were flimsy, but was only relative to the case. In comparison with a 40 pin chip, the leads are quite husky. In handling, it was determined the leads were actually very tough.

Installation is just a matter of removing the CPU chip of the computer and plugging the RocketChip into the socket. Units from early production lots were found to have a row to row lead spacing which was slightly less than standard. This required a small outward flair of the leads begin entry to the socket pin openings.

### Lead Spacing

Depending on the socket design, the lead spread would increase as force was applied. With some sockets this spread could prevent the leads on one side of the unit from seating fully, resulting in a no connection condition. If this situation existed, it was necessary to prep the leads with a tool to improve the pin alignment. After that, the device would plug in and operate properly. In later production lots, the lead spacing error noted has been corrected.

### Features, Operation

Out of the box, the RocketChip is set to access slots 5 and 6, normally used for drives, at normal speed. If no changes are needed to the standard configuration of RocketChip, using it is a matter of "plug and play". When a computer is booted with RocketChip, there is a 2 second pause during which an ESCAPE will switch the Rocket chip to normal speed.

Various RocketChip options can be switched from the keyboard. These include changing speed and changing the time delay after CONTROL-RESET is pressed.

Because RocketChip is an encapsulated module, any changes to its bootup configuration must be done through software, of from keyboard commands. Since I use disk drives installed in slot 7, it was necessary to run a little bootup disk which I put together from the utilities disk which is furnished. This includes a little program to eliminate the pause when a CONTROL-RESET is pressed any time after bootup.

The software and documentation which is included with RocketChip is minimal and preliminary in nature. Registered users are supposed to receive a more advanced, menu driven utility disk later. Considering what information is needed to install and use the RocketChip, the scant manual is adequate, though not eloquent.

### How Fast Is Hyperdrive?

The RocketChip is capable of operating in 1 Mhz steps from Apple normal speed of 1 Mhz to 5 Mhz ("Give me full power Scotty!") This is the fastest accelerator device for the Apple II computers. 5 Mhz is 5 times faster than the basic operating speed of the computers it works with. The effective speed increase one realizes with any speedup device will vary depending on what activity is in progress.

In addition, RocketChip can operate at 4 speeds below normal, 500 Khz, 250 Khz, 100 Khz and 50 Khz. These can give a use a greater time to react to programs and make entries.

In comparisons published in the April 1989 issue of A+ magazine, the RocketChip was clearly the faster acceleration device. In both types of test performed, the AE Transwarp and ZipChip were very close in effective speed, with these two devices trading places for 2nd and 3rd place, depending on the test.

Results in sorting an AW database showed speed increases for Transwarp at 312%, ZipChip 338% and RocketChip of 401%, compared to standard speed. Another test (count to 1000 using a FOR...NEXT loop) showed increases for Transwarp at 172%, ZipChip 153% and RocketChip of 398%. This shows RocketChip to be about 4 times faster than a standard Apple II, 2.6 times faster than ZipChip and 2.3 times faster than Transwarp, in this test.

I have had a couple of new RocketChip owners call me shortly after taking possession of their chip. They were extremely enthusiastic, excited (almost breathless), about the speed increase they got. One user said "RocketChip



makes the computer as fast as computers ought to be".

### Any Problems?

Well, yes. The lead spacing problem detailed above. This was a manufacturing problem which I have been assured has been cleared up. I found a little careful lead forming with a small, flat jaw plier will allow proper insertion of units which may have the rows of leads too close.

Although RocketChip is compatible with a wide variety of drives, I found one drive configuration which it did not work with. The problem manifest itself when trying to use the Apple UniDisk 3.5 controller card with UniDisk 3.5 drives in an Apple //e.

The compatibility problem is with the UniDisk 3.5 controller card, not with the UniDisk 3.5 drives. After the utility program was run to access slot 7 at normal speed, the drives would be recognized and appear in a catalog listing using a utility disk. However, an error message stating there was no disk in the drive appeared when trying to access the drive. The same drives which could not be accessed on a RocketChip equipped Apple //e, worked just fine when connected to a RocketChip Apple //c.

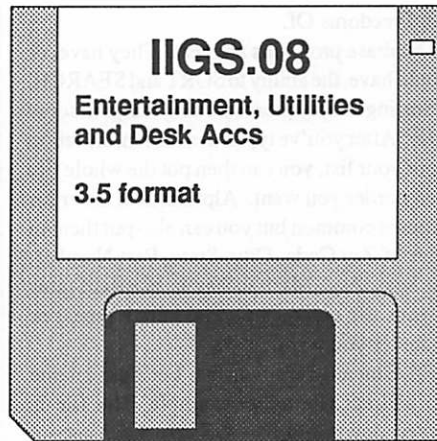
Bits & Pieces Technology has been made aware of the problem with the UniDisk 3.5 controller card. For now, Apple //e users with these cards and drives need to be aware of the incompatibility. I switched my 3.5" drives and controller to a Universal Disk Controller and compatible 3.5" drives. I realize not all users have an assortment of hardware around which allows this type of switching about.

The A+ article reports a compatibility problem with the Apple Memory Expansion card for the //e (Slinky board) which I did not see, because I do not have that memory board. This is the kind of memory board which plugs into the slots 1 through 7, instead of the Auxiliary slot.

In making installations in a couple of Apple //c computers, the following observations were made.

A. //c computer was equipped with a Checkmate MultiRam C Plus 1 meg memory expansion, comprised of 2 boards attached to one another and the motherboard and sandwiched between the motherboard and the keyboard. It was necessary to nip a corner off the second 512K board in this sandwich to accommodate the chunkier profile of the RocketChip.

B. This computer also has a memory expansion board installed. The keyboard of this unit was the newer style which is backed



### Review by Tom Gates

**T**his eDOM contains a group of IIGS public domain games that I'm sure you'll recognize as old standby's. These include Backgammon, Blackjack, Yahtzee and Othello. I have found Othello to be one of those board games that plays better on a computer. I never did like flipping all those stones by hand. For all you Life fans, there is a good version here that give you a good many options for starting and following your creations. For some added fun, try to find someone with the back issues of Byte Magazine to get the start-up layouts for some of the most bizarre creations I've ever seen.

In the utility portion there is an interesting program for those of you doing some programming on your IIGS, especially in TML Pascal or APW Assembler. Dialog Layout Utility (or DLU) allows you to pick and chose most common window attributes (scroll bars, radio buttons, text fields, etc) from menus and

with a metal plate for strength. With RocketChip installed, a slight interference with the keyboard was noted. When reassembled, the keyboard showed a very slight bow. This does not cause any problem.

### Conclusions

I would recommend RocketChip to users, keeping in mind the incompatibilities encountered. I expect the manufacturer will resolve them. If you have any of the hardware discussed, check first to determine if there has been a solution, or make your purchase conditional.

If you want more speed, get a RocketChip and find something to hang onto!



just lay them out on the screen. After doing this, DLU will generate the source code (in TML Pascal or APW Assembler format) which you can then use in either of these programming systems as a procedure to create the same dialog window.


Also in the utility group are FontView, File Attribute Zapper (FAZ for short) and IconEd. FontView will display on a Super Hi-Res screen any and all of the fonts you have loaded through the System folder of your System Disk. You can then select a font from the list and change its style and size to see what it will look like. FAZ allows you to alter the attributes of a ProDOS file. As Beagle Bros. would say, do this only to a copy!

IconEd is a terrific Icon Editor. It will display the Icons on the screen for you and you select them by clicking. It gives you full control with the Icons, allowing you to set up path names to execute a particular program when a file is selected. To go along with IconEd is a subdirectory full of Icons. These are some of the better ones I've seen. Here you will find the famous (or infamous) toilet replacement for the trash can, or on a cheerier note for those that watch Sesame Street, a trash can with Oscar the Grouch. There are probably 6 to 10 other Icons just dealing with the trash can. There are probably close to 60 Icons here for most every application. The only regret is that I have been unable to locate a documentation file for this program. It seems to be very straight forward to use but also hints at having a great deal of power. As soon as one is found it will be added to any subsequent copies made of this disk. I'll mention it here so those of you with the disk already will be able to make arrangements to get the documentation.

There are a couple of Desk Accessories here of note, Blank Screen with is a CDA that will blank the screen for those periods of time that you are away from your computer. Also, there is a NDA that will display a pictorial phase of the moon depending on the date. This may be very helpful for anyone that has been bitten by some mangy looking wolf.

And last and probably least! I hate to mention this NDA in print as it is my policy not to give something to someone if it will eventually get them into trouble. But for the sake of having a little fun, here goes. The Panic NDA is for just that, a panic. Your boss or teacher has just come back in the room unexpectedly and there is no way that the game you are playing can be construed as productive in any sense of the word. Well, now you can just select PANIC from the Apple menu and,





By Tom Alexander

## DATABASES

Data Bases are great! Another wonder of the information age. They're programs that keep track of things you have or wish you could have. Proponents of DB's say that every computer owner should have one. They're like file cabinets. In one you can keep your Christmas card list, recipes, phone numbers, books, records, magazine articles, diets, students (if you are a teacher), students (if you are a student), students (if you are the parents of students), students (if you are a teacher, student and parent of students at the same time), tools, garden implements, inventory (if you are General Motors), inventory (if you are not General Motors). The list goes on and on. If you are so inclined, you can keep a database of all the other databases around.

Mini'app'les keeps a database of all its members. Under the Freedom Of Information Act, the club is obligated to tell you what they've got on you. The Freedom Of Information Act is also on a database under the

file, Freedoms Of.

Database programs are neat. They have, or should have, the ability to SORT and SEARCH.

Sorting simply means putting things in some order. After you've typed in all the information about your list, you can then put the whole file in any order you want. Alphabetical order for names is common but you can also put them in order of Zip Code, City, State, Part Number, Hat Size, Age, Marital Status, Martial Status (if your file contains several karate types) or whatever you want.

FILE means the whole list. Let's use a name and address file as an example. The file is broken down into RECORDS. Each record then is broken down into groups called FIELDS. For our record the fields might be: Last name, first name, street address, city, state, zip code, phone number, favorite hobby, favorite TV show and favorite breakfast cereal. Database freaks call these "The Big Ten". They're standard.

With all this important information in the file, you can arrange it any way you want. You can SORT on any FIELD you want. You can alphabetize the whole file by Last Name. You can also choose the order. A to Z or Z to A. If you're sorting numerically, the order can be 0 to 9 or 9 to 0. Catch this: An alphabetical sort will even classify friends you have with odd-ball names like R2D2. If you keep your zip codes in Roman numerals, however, you might have a problem.

One problem that crops up once in a while is getting an alphabetical list of names BY zip code. This merely involves sorting the whole file twice. First sort alphabetically, then numerically by zip code. You really have to try it to see how it works.

You can also SEARCH the file. Suppose you receive a Christmas present in the mail from one of your friends in Ankara, Turkey, but the name of the sender is obliterated on the package. The return address is readable, however. You can then go into your database file, titled Gift Givers, and search for the address shown on the package. The record of the person at that address will show up. Your problem is solved.

Now for a real practical, hands-on problem. Let's say you want a list of all your friends who live on Able Street in East Tree Stump, Illinois. After pushing the right buttons, they'll all show up in alphabetical order. First sort alphabetically by last name, then by Street Address and finally by City. Be warned, however. This will also include all your friends who live on Able Street in East Tree Stump, North Carolina. To get only those who live in East Tree Stump, Illinois you'd have to sort four times: (1) Sort by last name alphabetically. (2) Sort on Street Address. (3) Sort on City. (4) Sort on State. Ma Bell probably sorts on phone numbers as well. The possibilities are only limited by your imagination.



## Notes of March 1 Apple II Users Meeting

by Lloyd Nelson

The meeting was opened by Tom Ostertag, who fielded questions and answers followed by general announcements of future meetings.

The following is a written outline of the chosen topic. Speaker was Lloyd Nelson, who more or less followed the format.

### Resources

The topic for this evening was chosen to help make newcomers aware of the various resources that are available to provide information and assistance in learning about and enjoying your Apple II computer. If you are feeling anywhere near how I was three years ago — (LOST) — before I joined this club; these resources can mean a lot to you.

An obvious resource is this Mini'app'les club. My first resource was a person who

convinced me that having a computer would be useful and fun. He showed me some of what his Apple could do. After I got the Apple, his next suggestion, and an important one for me, was to go to a Mini'app'les club meeting. I did, and have been coming back for three years. I am thankful to this organization and the many people who set up and ran those meetings during the years that I really needed them. I hope in a small way that I can give some back now.

### Club Resource #1

Apple dealers and software publishers who will work through the club to make their new releases known and give demonstrations and talks. This is a mutually beneficial relationship for these companies and our membership and we do draw heavily on what they have to offer to the Club.

We have John Hyde from First Tech here tonight to give us a first hand description of what your Apple dealer can do for you in the way of providing information and service as well as providing the most important part of

all, the Apple Computer, without which we would all be at home or at a PC clone meeting talking about the C prompt and what is beyond it! John will also tell us about their newest resource with which they have a more powerful tool to help us — AppleLink Dealer Edition. Here's John! Where's John?? \*\*\*John did not make it to the meeting\*\*\*. AppleLink Dealer Edition is an online database which Apple dealers can use to find the answers to your questions regarding hardware and software compatibilities and reviews of software. All Apple dealers have this service available.

### Club Resource #2

It's people! Those who began with this Club during the early years of Apple began when there were limited software and hardware resources. They shared their experiences and curiosities and what they discovered. A lot of them are still here, helping and willing to assist. They are listed in the newsletter as officer and directors of special interest groups and form the backbone of our club. They have consistently chosen to remain as a live and



vital force within the Club. If they don't have the answer, they can direct a question to the right person who has the answer. I have not known of any one of them to turn down a question or refuse to extend a generous helping hand to a fellow club member.

The SIG groups, or Special Interest Groups, are headed by these Old Timers. For learning anything your heart desires about the capabilities of AppleWorks — there is the AW SIG, the Mac Novice SIG, Microsoft Works SIG, Apple IIGS SIG, Mac Desktop Publishing SIG, and many other special interests as listed on the front of the newsletters and in meeting notes and articles within the newsletter.

### Club Resource #3

Throughout the years, the club has built up and maintained an important library of non-commercial Public Domain, and Shareware software. Some programs have been written by Mini'app'les members and some have been gathered from around the world from other program writers who have seen fit to share their talents with the public. This is a great and economical way to become familiar with various kinds of software. This software library resource travels to our meetings in the grip of our Software Director, Tom Gates, who goes to at least four (if not more) meetings a month. Take a bow, Tom.

### Club Resource #4

We have semi-annual swap meets where members can sell hardware and software for which they no longer have use. These swap meets are very well attended by recyclers of software as well as buyers. Very often, the newcomer can find just what he might be looking for at a substantial savings over store prices. We, as a Club, are also present with a booth and information at the Ham Radio and Computer Expos (giant and I mean giant Flea Markets) which are held three times a year. The last was held this past Saturday at the Medina Ballroom near Hamel, west of the cities. The place was packed.

### Club Resource #5

The Mini-info-net. Our own BBS, for those who have a yen to crank up their modems and trade computing information, get the news, discuss issues, etc. The possibilities of expansion and new endeavors are great, with more and more people becoming interested in telecommunications as a means of communication.

### Club Resource #6

Last but not least by any means — The Newsletter! This newsletter serves as the glue that keeps us all in touch with the Club happenings, product reviews, helpful tips. There is a section for personal want ads and for-sale ads, free for members. A group of dedicated and talented people headed by Dan Buchler put together a very respectable and informative newsletter, each and every month, just for you, the member at large.

### Outside resources

#### Commercial Publications

There are commercial magazines, such as Nibble, A+, InCider, Softdisk, Compute!, etc., which are devoted exclusively to the health and well being of the Apple line of hardware and software. Many goodies can be gleaned through these sources — from their type-in programs to their descriptions of hardware and software in reviews. Reputable mail order houses advertise their wares on a regular basis and generally provide a source of things that you just can't get anywhere else. Some magazines are better than others — pick the one you find suits your needs the best. As the Apple IIGS gets more popular, these magazines are shifting their focus and devoting more and more time to this popular new machine, so the Apple //e must share the limelight.

#### Your Public Library

Your public Library, depending upon its financial standing, can be a treasure trove of books written about computing in general and about Apple specifically. Some even lend programs like books, so that you can view and test drive software to see if it suits your needs — before you spring for the cash to make them your own.

#### Other Clubs

There are other Clubs which have extended their reach over the United States and Canada with their newsletters. Usually your membership in these clubs means a subscription to their newsletter and some possible member discount on commercial software and hardware. Something like being a Highland Store member! I have found them to be worthwhile sources.

To mention a few specific ones: BRAC, The Big Red Apple Club (general Apple), NAUG, the National AppleWorks Users Group (specifically AppleWorks oriented), TAUG, The AppleWorks Users Group (specifically Appleworks but loosely knit and non

commercial).

One Club, NAUG, seems to be uniquely active in the area of people helping others through their newsletter. There seem to be a large number of people willing to be question answerers for some specific area of expertise and make their times of availability and areas of expertise known through listings monthly in their monthly newsletter. This avenue remains open to be explored by our own club and newsletter.

Samples of magazines and newsletters and catalogs were available for inspection of their content after the session.

Tom Ostertag gave us a description of other resource materials which he had brought to the meeting.

Tom Gates concluded the meeting with a more detailed description of the contents of the the Club Software Library.



**Apple II Users**  
Meeting April 5  
Program  
"Beginner's Night  
Out"  
St. Louis Park High  
School

## Bits & Pieces

by Dick Marchiava

**D**uring daily activities, I come across small items of information of interest, but do not merit an article. The following items are in this category.

### Macintosh & Hard Drives

This item I heard from a manufacturer of hard drives. In the mid range (12 to 18 months) Apple Computer is expected to capture a major share of hard drive sales in the Macintosh market with Mac models which will have built-in hard drives of about 60 - 80 megabytes size at competitive prices.

If true, the add on market of hard drives between 20 and 80Mb from third party vendors will shrink greatly. Marketers of smaller size drives will have only a shrinking pool of Macs, sold without internal hard drives, as a market.

### Disabling Auto Repeat

I was asked if it was possible to disable the auto repeat-key function of Apple //e computers. This is for a user who has restricted dexterity and finds it a problem to release keys pressed early enough to prevent multiple characters.

After checking around, Dan Berks, who is coordinator of PACER Center (Parent Advocacy Coalition for Educational Rights), came up with the answer.

PACER Center is a non-profit organization which will help persons with problems using computers to explore the available technology and arrive at workable computer configurations. For more information about PACER Center, call 827-2966.

To disable the auto repeat-key function of the older Apple //e (in the "putty" colored case without a built-in keypad) it is possible to lift a chip, bend out a lead and replace it.

The chip is the 40 pin Keyboard Encoder (part number AY3600931 PRO marked on board) located on the right edge of motherboard. It is the only chip that large on that side and is directly in front of the Keyboard connector. Removing this chip, carefully bending pin 5 sideways and replacing it will do the job.

In the "platinum" Apple //e, this modification was anticipated. There is a "butterfly" or "bow-tie" foil pad, number X-9 for this. These foil pads are designed to make it easy to cut through the copper trace on the circuit board to make a change. They are also large enough that one can solder in a piece of wire to bridge the cut if desired.

On an Apple //c (before the c-Plus model), the same effect can be achieved by clipping pin 5 of the 40 pin chip at the left front of the motherboard labeled ENC with the part number of KR3600-PRO near it.

A switch suitable to the needs of the user can be installed to allow the auto repeat-key function to be selected or disabled. The suggestion was made to use a SPDT (single pole, double throw or form C) switch configuration. The common terminal is connected to the cut portion of the lead nearest motherboard, one terminal to the lead by the chip body and the other to ground.

### Line Feeds In Text Files

Often in recent months, I have ended up with data files which have in their route been ASCII text files. These may have been downloaded from a BBS, converted from some other type of file, or were just saved as ASCII files. Most often, these files have a hard carriage return (used for a line feed) after every line as it appears on screen. These have a purpose where the files came from, but interfere with editing and changing the format of the text contained in it.

I use the AppleWorks word processor to edit these files. This word processor will not search for carriage returns or control characters and has no paragraph glue function. I made a macro to remove the unwanted carriage returns, so AppleWorks formatting functions will work.

At best, this is a semi-automatic operation as each line must be examined before invoking the macro. For short documents this is acceptable, but on long files it is tiresome.

I know there are small utility programs to strip the carriage returns from files. I even have one or two of them, but could not get it/ them to work.

### ProTerm As Text Editor

An inquiry of a friend who knew that I had ProTerm communication software resulted in the suggestion that I use the built-in text editor. (See Lloyd Nelson's review of ProTerm in the March 89 issue.) What an excellent idea! Since telecommunication is often the source of ASCII text files, the editor or word processor in them is often a more capable an editor than a straight word processor.

I took the suggestion and poked around in ProTerm and the manual until I figured out how to get to the feature I needed. The ProTerm

manual (v2.0) described the feature, but it did not tell how to get to it. Some further trials finally had me at the right place and in the proper circumstances.

With a file loaded in the editor an ⌘-W brings up a Write Format menu which includes the following choices:

Format Status: [Line] Paragraph Special  
Control Chars: Removed [Unchanged]  
File Format: [Text] AppleWorks

By just changing the Format Status to [Paragraph] and the File Format to [AppleWorks], I can save files to disk without all those pesky carriage returns which I often find troublesome. This acts as a filter to remove the unwanted characters.

Further exploration within the ProTerm editor revealed a block reformat function which can be used selectively. Although this command was on the built-in program help screen, the explanation was so terse that it made no impression.

By chance, I spotted this command on the yellow reference card where it was described fully; "⌘-O Reformat the selection as either a paragraph or lines". By marking blocks of text and using the reformat command I can remove unwanted carriage returns in a controlled, selective way.

Further tests with this editor showed that the Search and Replace is more flexible to use than that in AppleWorks. If replace "some" is chosen, the AppleWorks Replace prompts: "Find next occurrence?," requiring a confirmation from the keyboard each time. In ProTerm, the replace operation automatically looks for the next occurrence. Pressing Escape, will stop the operation when desired. I found this faster to use when there was much editing necessary which required removing many spurious characters from the document, which were also often used with the text.

### Community Education

The Community Education departments of school districts all around the area regularly offer evening classes on a variety of topics. Basically, if someone can be found to teach a topic, a course offering is made and circulated in the school district. If there is enough demand for a course, maybe an instructor can be found. Courses generally run 7 to 8 weeks.

Many school Community Education departments are eager to have persons with a profession, avocation or hobby which they are keen about, teach courses. I was contacted recently by a nearby school district which had lost the teacher who was doing the evening computer courses. They were within 2 days of sending their Community Education course



catalog to the printers and they had no computer courses for any of the 4 nights of the week they are open for the spring session.

### AppleWorks Course Offered

I was able to fill one of those nights by agreeing to teach an AppleWorks course. In the short time available, I did not find anyone else to teach a computer related course for the spring session at that school. That means that 75% of the available computer time will be unused. (I did find someone who indicated an interest in teaching a course on bicycle repair for the summer session. See how it works?)

Anyone interested in the AppleWorks course which begins April 11th should contact the Community Education office in the Minneapolis school at 2955 Hayes Street NE. The telephone number is 627-3058. Advance registration is required. The cost of such Community Education courses is small.

### Consider Teaching

If you have a topic you would be interested in teaching, contact the Community Education department in your school district, or those near you, and offer your services. Most instructors are paid \$10 to \$17 an hour. Also, Area Vocational-Technical Institutes and the Science Museum may need instructors.

### Soldered MMU Chip In //c

Some production lots of the Apple //c showed up with the MMU chip soldered to the motherboard, instead of socketed. This caused problems for makers of memory expansion products and the practice was (supposedly) discontinued.

Shortly after this condition appeared, the word was around the user community there was an Apple policy which allowed for a board swap if a problem resulted from this. I am aware of a small number of users who had the motherboard changed when they had a purchased a third part memory board.

Recently, Apple seems to have lost all record of any such policy. If anyone can document an official Apple replacement authorization for this situation, I should like to know what the authorization number is.

I have clipped out the offending MMU chip (destructive process) and replaced it with a socket a few times. The viability of this solution hinges on having a replacement MMU chip available.



### Software Review, clcd from 13

pooffff, you now have an Appleworks spreadsheet on your screen! Just don't get overly confident, there ain't no way you'll be able to enter data on this one.

On the subject of utilities, there is the program Font Changer. This native mode program allows you to go into a font file and alter some of the information about font families etc. This utility also allows for the change of the ProDOS file type, however, it does not appear that it makes any changes internally for this. I bring this up because of a discussion on the club's BBS about the use of Iigs fonts for AppleWorks, etc.

The Font.Stuff subdirectory contains a utility to view any font loaded in the system. It allows you to display the different sizes of the font as well as displaying the font in BOLD, italic, etc.

Also look for a subdirectory of pictures. It includes "The" Red Dragon, the Three Stooges, the Apple Iigs development team (including Gumby) and a hand full of others.



### New Members, JanFeb 1989

Name	Phone
Doug Loberg	612-434-3161
Tim Rewmouw	612-729-4604
Jim Williams	612-929-4617
Tim Cimbura	612-571-8650
John A. Greger, Jr	612-771-3344
Bill Warner	612-484-8275
Marlow Hamerston	612-484-4615
Chris Spotted-Eagle	612-377-4212
Jim Huston	612-944-7271
Tom Cleveland	612-872-1592
Peter Knaeble	612-542-1974
Larry Langer	612-484-5168
Robert E. Larsen	612-636-2094
Joan A. Cotter	612-587-9146
Ron Williamson	612-293-0622
Dean S Potter	612-454-8827
Robert Knoll	612-753-1484
Sarah Pelson	612-647-096
Clarence Falk	612-920-9043
Signe T. Betsinger	612-625-4211
Ross McIntosh	303-494-6541
Terry Beller	612-699-7807
Bill Lozito	612-888-0313
Curtis Dutcher	612-537-5291
Bill Job	612-572-0828
Barb Kirkpatrick	612-642-9761

### Sponsoring Members

Beno Sydow	Mike Coomes
Dick Marchiafava	Tom Alexander
Tom Lufkin	

### Minutes, concluded from 5

#### BUDGET REVIEW:

Pat Bohn showed the information he has gathered to date which included approximately two months. More information is needed to complete his study.

#### OLD BUSINESS NEWSLETTER:

Dick Marchiafava will contact Dan Buchler regarding clarification of the type of paper stock to be used for the front cover of our newsletter.

A motion was made, seconded and carried to adjourn.

Respectfully submitted by Ed Spiter, March 9, 1989.

### TREASURERS'S REPORT

January 1 to December 31, 1988

#### INCOME

Membership dues	14801.00	
Savings Acct Interest	481.62	
e-DOM Sales	5216.50	
Newsletter Adv.	2400.00	
Miscellany	944.50	23843.62

#### EXPENSES

e-Dom Cost of Goods	2690.17	
Office Supplies	218.78	
Tele-	615.51	
Postage & Shipping	2696.33	
Occupancy, Rent	72.00	
Equip Rent & Maintenance	471.14	
Printing, publications	13727.58	
Conf, Conv, Meetings	820.42	
Insurance	1618.00	
Equip Purchases	5701.09	
Bank Serv Chgs	16.38	
Bad Checks	166.00	
IRS Penalty Levy	8750.79	
Petty Cash	33.12	37597.31


1988 LOSS 13753.69

#### CASH BALANCE

Jan 1 Dec 31

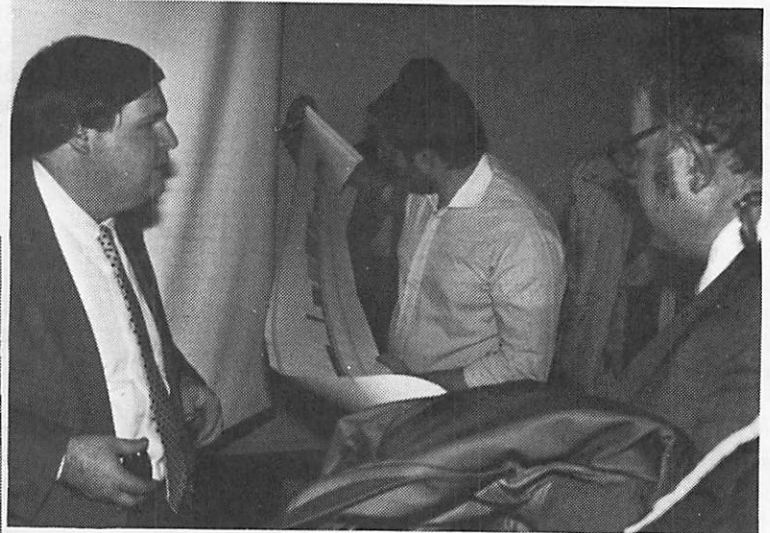
Savings Account	11467.42	1239.39
Checking Account	5819.20	2193.54






Chris Smith (Tektronix) calls the tower for landing instructions as he begins to print yellow fishies on the CPS. Tektronix donated the CPS (foreground thingy) to the Club... most generous! (February Mac User meeting.)

A rep from Computer Care explains to club members that "You put this dingy here, plug in the doo-dad, slip in the gizmo and button up the whatchamacallit. That's all there is to it!" (February Mac User meeting.)



Chris Smith (Tektronix) tells some of the finer points about the CPS as Dan Buchler watches Steve Bibus unroll a 10 foot train illustration from the printer.



Paul Pashibin (Apple) tries to block our view of the CPS and get us to concentrate on the soon-to-be-upstaged Mac II. If Paul can't get you an answer for your Apple question... boy! Are you in deep do-do! (February Mac User meeting.)

**Photo credits:**  
*All photos courtesy of FBI Undercover Surveillance Team except telephoto shot of Pashibin from Amiga/Atari Co-op R and D*



## If the Circus is Here, Can Spring Be Far Away?

Mac Users Meeting of March  
by Tom Edwards

**T**he March Mac User meeting was almost like a circus. In the ring on the right was *Chris Smith* of Tektronix with a presentation on the new Color Print Station. On the left was *John Depew* of Computer Care with hardware words of wisdom about add-ins to ease the RAM shuffle. And in the center ring, *Paul Pashibin* from the local Apple office, telling us about how he hopes to make a better path, for users such as us, to beat to Apple's door.

Yup, there was a lot of good information passed out at this meeting. Not that other meetings don't offer good information too, but it's rare to have a triple act presentation... information cubed!

### Leading the parade...

*Mike Carlson*, co-chairperson for the Mac Users with *David Stovall*, got things rolling with introductions and announcements. Quite a few new faces showed among the 100 or so pairs of eyes watching the activities in the three ring warm-up. For those interested in Q/A's, that, too was right up at the front of the evening with some interesting problems and solutions:

- Amid hints of new products from all sorts of "unofficial sources," word comes from MacWeek that the long-awaited laptop will be awaited longer yet. Their "guess" is for a July release of a machine that will weigh in at about 16 pounds and \$6,000. That might make even the \$699 ibm Convertible offered by C.O.M.B. a viable alternative. Productivity has a price, but WOW!
- How does the non-LaserWriter endowed user gain access to the LaserWriter fonts? Just getting the fonts is no big deal, it's the proper WYSIWYG appearance on the screen of exactly how your document will print out that is the tricky part. This is the stuff that DTP meetings and magazine articles are made of. Search out your best selection for a tutorial.
- Export your slide layout for a film recorder? No local experts present on this, but some services seem to be coming into the area.
- Linotronic service via modem? More services have been offering this, and MANY more services are available for those who need to get something "sharper" than the LaserWriter. Where a year ago this question might have elicited names of 3 or 4 service bureaus, it is now closer to a dozen in the

area. This raises the font compatibility question to the n<sup>th</sup>, however. The surest approach might be to make a visit with your disk and grab copies of the services' available screen fonts and install them on your home/work system.

- How do you get Microsoft Mail to communicate with HyperCard? Danged if I know, but this is a point of concern to some. Got an answer?
- Seen any of the hand-held scanners of late? They seem to do the job in 4-inch widths, but offer no practical way to "patch" a big scan together from small scans (accurately). Looks like the desktop units are not dead yet!

### Here's ink in your eye...

Chris walked us through the features and specs of the Tektronix CPS, a neat way to get good looking color down on the paper (or film for overheads, too). With a \$2,495 list price, a 12" by 18" maximum sheet size, sheet feeder and a bunch of other features, this is certainly a printer that deserves a serious look from the advanced DTP or business user.

The crazy thing uses water-based ink, which loads from small plastic pouches. If you don't drench all of the white space on a page with color, a print will set you back about 70¢, compared to other systems that may run closer to \$1.20. The guys had a neat continuous-paper graphic of a train that ran out for about ten feet. Close inspection of other examples showed very respectable results.

And one of the nicest features? How about the chance to experiment with one for yourself? Tektronix has set a new level in cooperative work with a user club by donating a printer to the club! A most generous and welcomed means of promoting Tektronix as a force to be reckoned with.

### RAM: As addictive as crack...

Just when I thought that RAM SIMMs in the 1 meg variety were getting back to earth in price, along comes Computer Care with a whole slug of options to expand your choices and make you wonder why you waited so long anyhow. The basic concept is to "piggy back" the SIMMs previously relegated to the dusty shelf after a major upgrade. Now you have the option of keeping them in your system for even more RAM. Or, you can use less endowed SIMMs, which are not as costly, to work with

what you already have to give you more.

John and the folks in the back room are working on a whole bunch of boards that can be placed into the various Macs to take advantage of slightly older chip technology for these upgrades. Sure beats sending the little buggers off to never-never land just because someone wants to sell you the high priced spread.


### Apple pays half...

And Paul told us about things that Apple is doing to win back the hearts, as well as the pocketbooks, of John or Jane Doe, average Apple user. The "pay half" thing is a promotion for buyers of a new system, where a peripheral that you add to the sales ticket is priced at half of Apple's list price... up to an \$800 saving for you. There is a time limit on this offer, so if you are considering, check into it quickly. (Also check with your favorite dealer. Many offer a "club discount" or add in their own version of a pay half scheme on top of Apple's.)

Paul explained a bunch of things about the new systems that have showed up in recent months. Most of you with newer machines should be running System 6.0.2, unless you have one of the 030 based machines. In that case, System 6.0.3 is where you should be to take advantage of the more sophisticated processor features and the new disk drive technology.

Just goes to show that you can't miss a meeting of the Mac Users without the chance of missing something important. You better stay in close touch, too, because the honcho in charge of Apple is dropping subtle (like a brick!) hints that there is more to come!

More bytes later...

TWE 

**MacUsers**  
**April 6**  
**Southdale Library**  
**Word 4.0 Demo**

## A Tweak of the Old Erector Set

February HyperCard Meeting  
by Tom Edwards

**T**he HyperCard group has switched their meeting night. I missed the announcement. Maybe they meant for me to miss it. You know, like send the kid to a movie so you can move to another town while he's out. My parents did that to me. It didn't work. I lost the dime on the way to the movie, so I came home early. The truck was still there. My parents gave me another dime. The movie was good.

Now, if I could only find my parents!

Anyway, the group now meets on the fourth Monday of the month. Same night that the Mac Novice group meets. That's how you can remember it. Now you have to choose.

HyperCard or Novice. Flip a coin?

### Under construction...

Hagen Office Equipment has been expanding. The HyperCard group isn't the only reason why they need more room. This evening we had to be careful not to bump into wet paint on the walls. As the construction increases the classroom and sales area for Hagen's, this will be one of the premiere retail facilities in the metro area. So much so, that Hagen's is planning a gala openhouse to celebrate the additions. Hope that you enjoyed it all, because the openhouse will be history by the time you get this issue. If you missed it, stop in anyhow

and see the new Apples and the new showroom for the new computers.

### HyperBumble

Mike Carlson has hosted the HyperCard group since it started... was that a year ago? This evening, he got his share of hardware problems... a whole year's worth at one time. The overhead projector burned out a bulb, so he went to a backup MacPlus with a LimeLight projector. The Plus went dead (naw! Couldn't be the power supply, could it?), but fortunately the service department was still available for a late evening repair. After all that got back together, the hard disk was balky since it was formatted for an SE!

With a quick rearrangement of agenda, things got on track and to the business of exploring HyperCard. There were several new faces, sporting associations such as business-oriented programmers, one using HC to link to a CDC Cyber, someone writing demos in HC, a grocery shopper's aid stack and a programmer from the IRS (must have been a plant to find out if we really do what we claim).

### And in this button we have...

As always, there was a free and raucous quest for answers and answers for the quests from the guests. I keep thinking that the way this group functions must be what it would be like to sit in on a brainstorm session for the old "Laugh In" TV show. Every zany question leads to a zanier answer that triggers a brain overload with the group. Some of the suggestions are off the wall, but most all have a glint of possibility in solving a task. If you can offer a way to do any of these things, just stuff a note into a balloon and set it free. Some one will find it and put it to good use.

- Did you try HyperCard 1.2.2 yet? Frank Van Alstine runs an accounting and inventory system with a self-authored HC stack. All of the sorting (and compacting) needed to make it a thing of beauty went up in smoke when he tried 1.2.2. These are not HC's strong suits anyhow, but 1.2.2 made it completely out of the question. Slow is hardly the word for it. Frank switched back to 1.2.1 and we'd suggest that all stick with that until another release cures these ills.
- Want to add selections to the menu bar? This can be done with a program that will soon appear on an eDOM. Those present

GOTO 19



## MacChuck™

### Puts Your PC in a Macintosh Window!

If you work with both a Macintosh® and an IBM® compatible PC (or laptop), the MacChuck PC Remote Control Program may solve all your DOS co-processing and file transfer problems. With MacChuck version 1.5 you can:

■ **Operate DOS programs on your PC through a window on your Macintosh using AppleTalk® communications or a direct connect cable.** MacChuck with AppleTalk support lets any Macintosh in the network operate a PC equipped with an Apple or compatible LocalTalk™ card. Direct cable communications is as easy as connecting the MacChuck cable between your Macintosh printer or modem port and a PC serial port.

■ **Use the Macintosh clipboard with PC programs.** Select a character, word, paragraph, or the entire MacChuck window and copy the text into the Macintosh clipboard. Paste the text into another Macintosh window or back to the PC.

■ **Transfer one file or many.** Easily copy text, non-text, and "MacBinary" files to and from the Macintosh at 57,600 baud. Fast, reliable transfers of files are done with simple PC programs that come with MacChuck.

**Get connected for only \$99.95!** MacChuck comes with the necessary Macintosh and PC software plus a direct connect cable to connect a Macintosh Plus, SE, or II to a 9-pin or 25-pin PC serial connector. If you have "classic" Macintosh, a mini-8 to 9-pin Macintosh adapter is available for \$14.95.

For more information, please contact us at:



## Vano Associates, Inc.

• P.O. Box 12730 • New Brighton, MN 55112 • (612) 788-9547 •

American Express, VISA or MasterCard accepted. MN, add 6%. MacChuck does not display APA graphics and requires DOS 3.0 or later and Apple System 3.2 or later. Macintosh, AppleTalk, and LocalTalk are trademarks of Apple Computer, Inc. IBM is a registered trademark of International Business Machines. MacChuck is a trademark of Vano Associates, Inc.



# Jiggle and Shake: It's Animated!

MCAD Meeting of February  
by Tom Edwards

**T**he Macintosh Computer Art and Design group, led by *Joy Kopp*, has been talking about all of the neat things that you can do with the very graphic oriented Macintosh. This includes the ability to animate those graphics... a field that is growing like a supernova at the moment. Now, at this February meeting, a lot of the theory was about to be put to the test. Joy had it planned out as a mini-version of "A Christmas Carol", with a visit from the Mac animation ghosts of Past, Present and Future.

## The Ghost of Mac Animation Past...

Joy donned the cloak first, with a return to her first effort. This was a tape done for Honeywell, as part of an executive development seminar. Dipping into one of the earliest versions of *VideoWorks* (by MacroMind), Joy created a presentation that set the pace for the seminar, focussing on lead-ins that prep'ed for the content of the program that would follow.

As with any first try, there was a lot of learning and experimentation with this first adventure into the animated world of the Mac for Joy. In about 80 hours, she was able to create a 10+ minute tape from start (concept, storyboard and script) to finish (a video tape with color, animation, artwork and sound). This was done on the then state-of-the-art Macintosh of three years ago: 9 inch black and white screen, limited memory and basic software. Although the end result was full of satisfaction and earned her kudos, Joy learned that some ways of doing things would have lead to even greater fidelity to the concept. Naturally, she has put these self-learned tips to use on other projects won as a spin-off from the first effort.

## The Ghost of Animation Present presents...

*Gary Brandenburg* runs a design studio where he has had the opportunity to use the Mac II, updated versions of *VideoWorks* and other improvements for the animationist. He lead off with a slideshow on the Mac II, followed by a videotape of a logo lead done for *First Tech* as "payment" in exchange for borrowed equipment and software to play around with.

The advances in technology have added a much fuller pallet of color, for one thing. Another, is the more direct route from computer to tape, by way of plug-in cards that

communicate directly with video circuitry, reducing the degradation that occurs when the viewed image is several generations away from the original. Digitized sound ups the ante for self-contained completeness of a production with its editable qualities once committed to the bits and bytes of the computer.

New programs, such as *Studio 8*, have added ease as well as capability to the current animationist's bag of tricks. However, all of this added sophistication comes with a price... that of RAM and disk storage. Some of these programs only provide limited functions even with 2, and sometimes 4, megs. Files get humungous, too, as Gary had to come up with 120 megs of file storage for one of his recent commissions.

## Ghost of the Future...

Animation on the Mac in the near future was the province of *Tim Desley*. He has been working with things that will "happen tomorrow" on the Mac, yet he gets to experiment with them today. These enhancements will feature more from the 3D programs, real-time animation, color scanning, digital "photos" and software that brings greater freedom to the artist by doing more of the grunt work without as much need for the grunt to think about it.

One of these features is "tweening," a function just now making its way into some of the latest software. This lets you define a start and a finish for your animated art, and the program adds all of the in-between steps that you specify to get from point A to point B. (Wish that I could just do that with the garbage, even!)

Tim also gets to play with the big kids for some of this animation. These are *IRIS* (sorry, I don't recall what this is an acronym for) and *Cray* systems, used to crunch all of the numbers needed for this intensive graphic administration. As you get into the gigantic data structures of weather maps or "ray traced" images, the Mac loses out by getting much too slow to work in practical time. But with a *Cray* (or whatever) to develop the image, the Mac can then grab the screen and do its thing without a great loss of resolution.


## In the year 2929...

Each month there is a quantum increase in some aspect of computer performance. Art and animation certainly are two of the hot-

spots in today's computer developments, bringing a focus to these performance jumps. As computers become awash with RAM, and cycle time of the processor closes on that of a speeding bullet, all of this will become the expected instead of the wished for possibility of some future computer.

Just a scant 10 years ago, the Apple strutted 16K of memory and a 1 megahertz beat to its little silicon heart. They are still around... running *Visicalc*, *AppleWriter* and *Space Invaders*... but no match for the machine that will take us into the graphic realm of 16 million colors and 60 screen flips a second.

More bytes later...

TWE 

## Tweak of Erector Set Continued

helped to get *Bob Fellows*, new eDOM Editor, off on the right track with deciphering how to do it.

- Control a tape deck with HC? No one had an immediate answer, but gosh, why not? HC can be used to control CD-ROM's and the like. Why not indeed?
- Those wishing for color HyperCard may be waiting a long time. But those needing color HC can possibly "make do" with a soon to be released program called *SuperCard*. Color and full screen (bigger screens) are promised for the II users or those expanding the SE platform.
- As a practical addition to the HC aficionado's list of available routines, one user presented a menu bar on/off routine that is really an example of elegance. With a simple mouseEnter/mouseExit handler for a hidden field, you can get the menu bar to appear and disappear like the weekly check.
- Frank's been at it again, trying to speed up HC. This time he did it by finding a RAM Disk (version 2.08) that lets him allocate a 2 megabyte hunk of the machine to load his file into. It speeds things up and works on his II without crashing. (Gag me with a spoon!)
- And winning the award for "most suggestions for one problem" was the quest to strip the name/address information from about 200 letters and move them into a HC

**GOTO 20**

## What Happened?

### Other Mac Meetings of Late

by Tom Edwards

**T**he number of meetings that one can find on the Mini'app'les calendar for any given month rivals the length of my social security number. Somehow I find myself writing down notes about those that I do get to... usually Mac stuff of late... and testing out the club's LaserWriter to see if all of the characters will print out (except the one behind the keyboard!).

This month I got off to a great start, pounding in all kinds of drivel about the Mac User, MCAD and HyperCard meetings. I had them all organized and spell-checked, and never once had to turn off the midnight movie before hitting the sack. I thought I had it whipped, and was just sorting through the pile of computer stuff with a smug grin on my face when an old notebook fell out of the clutter.

"Thud" it goes, as it hits the floor and flops to rest opened wide. Lo and behold, here's some MORE notes from other February Mini'app'les meetings. Rather than ignore them, here's a quick look at more Mac meetings that run on a regular basis. Perhaps you will find just what you need by taking one or more of them in, as you reach to itch that one last spot of Macintosh satisfaction.

#### Mac CAD/E finds the line...

Heath-Zenith Computers in Hopkins is the gathering place for those with a technical flair to their occupation. *Bill Langer* coordinates the group and does a great job of keeping all in touch with the latest in drawing, drafting, plotting and other turn-ons for the engineering oriented Macist.

At the February meeting, Claris was the star attraction with a presentation of Claris CAD, one of the newest entries in a growing stable of Claris/Mac products. *Paul Augustyniak*, a Claris employee, made the trip to demo the 2D program for the Mac CAD/E bunch. Many of the users in the group are old hands with *PowerDraw*, a highly competent program enjoying regular upgrades from an attentive publisher. It was inevitable that virtually every feature offered in Claris CAD would be compared against the equivalent feature in *PowerDraw*.

There was certainly no blow-away winner between the two, and neither is a loser. Claris held its own, even though it is the new kid on the block. Building on the familiarity of *MacDraw* and *MacDraw II*, CAD relies on three basic concepts to access over 5000

functions. Claris CAD does gain "Ooo's and Ahaa's" in one area - that of redraw. Screen redraws are done in memory, then "flipped" onto the viewable screen. This is a faster process than redrawing each line and arc directly to the screen, and becomes a power-user's aphrodisiac when coupled with the speed of an 030 Mac.

Claris CAD hits mid-range in the price comparison at \$799 list (\$399 if you are upgrading from *MacDraw II*). The not-copy-protected program is on your dealer's shelf now. For \$30, you can get a "test drive" version and a video tape that takes you through the main features of the program... refundable with purchase of the real thing.

#### DTP set for one candle...

*Chuck Bjorgen* leads the desktop publishing group in monthly meetings at **First Tech Computers**. This group held their eleventh meeting in February, so look for cake and candles to show up shortly. Chuck garnered suggestions from the folks on what they would like to see at future meetings, and was greeted with several interesting possibilities. Look for some programs centered on the business of running a desktop publishing business in the near term, along with bid sheets, design, OCR, pricing your services and more.

This meeting had a double focus: an overview of Apple DTP and the expanding presence of Apple exposure to their customers. These subjects were addressed by *Terry Lankos* and *Paul Pashibin*, reps working out of Apple's Bloomington Regional Office.

Terry presented a slide show about how Apple is looking forward to new fields of publishing by entering the presentation creation area. As programs were mentioned, Terry commented, and responded to comments about them from the audience. It looks like the Mac system will be striving to reach finished-piece quality that rivals current traditional methods. This is getting to be a foreseeable reality, as software programs become more capable and hardware advances support new levels of program capabilities.

Paul fills a position as a systems engineer, with support functions aimed at dealers and user groups. He reviewed the current System software releases and the products introduced at the January expos. If you have a question about how to do something with your Mac, Paul will get a shot at answering it if your

dealer can't. He cautioned that all should be prepared to see more System software updates, as new machines with new power become available. One of the first is anticipated to be multitasking, a much heralded talent of the 030 processor. (I'm intimidated by that. I'm so slow that my Mac is always waiting for me to do something as it is. Next thing I know, I'll be flooded with messages from the system telling me to hurry up and catch up... it's waiting on me.)

#### Pfffttttt...

All fluttered out. There ain't no more. The well is dry. Fini. Over and out. Kaput. Done. Exhausted. That's a wrap. Here comes the guys with the brooms. I've had it. This article is history.

You get the idea. If I find any more notes, I'll put a match to them. Better yet, I'll hold them for ransom... send me \$50 in unmarked bills or I'll write more for this month.

More bytes later... after I check the mail...

TWE



#### Tweak of Erector Set Concluded

RoloDex file. Consensus was that a fair typist could have done it in the time that it took for everyone to offer their "perfect" suggestion on how it could be done!

If you have a burning need to send your HC stack through one more hoop, but just don't know how, then this is the group to visit. No guarantees that you will get the answer, but you'll have fun listening to the possibilities with this bunch.

More bytes later...

TWE



**MacUsers**  
**April 6**  
**Southdale Library**  
**Word 4.0 Demo**



## Macintosh IIcx and Other New Mac Products and New Prices

Extracted from Apple Press Releases  
Edited by Dan Buchler

**T**he versatile IIcx features 68030 performance, three NuBus™ expansion slots and a small, modular design. The Macintosh IIcx is the third new Macintosh announced in the past six months that features full 32-bit 68030 and 68882 microprocessors and Apple's unique SuperDrive, which allows users to easily access non-Macintosh disks. The IIcx system's performance and expandability, plus its small footprint — about the size of a typewriter — make it an adaptable system that will appeal to many of the different markets that Apple serves. The feature that distinguishes the Macintosh IIcx from the Macintosh II and IIfx, is its unique flexible product design. Its small footprint takes up less space on the desk, and its mounting flexibility — base, side or from a mounting bracket — helps it fit into any work environment. In addition, the new IIcx is easy to service and configure. Users can disassemble the entire system after removing a single screw, making it simple to reach critical components such as RAM, ROM and disk drives.

As with all members of the Macintosh product family, the IIcx was designed to use the same software architecture. This allows customers to use the same applications and data files on any Macintosh model. In addition, like other members of the modular Macintosh product family, the IIcx shares important features such as color QuickDraw™, NuBus architecture, stereo sound capabilities and an optional internal 3.5-inch half-height hard disk. And, like the Macintosh IIfx and compact Macintosh SE/30, the IIcx features a 68030 microprocessor, a 68882 math coprocessor and a 1.4MB SuperDrive (FDHD™) - Floppy Drive High Density) - a 3.5-inch floppy disk drive that can read and write to non-Macintosh formats, and the ability to use ROM SIMMs. A new capability introduced with Macintosh IIcx is auto-restart, which allows the system to restart itself in the event of a power outage. "The Macintosh IIcx is important for Apple because it combines the flexibility of our open architecture systems with a small size," said Jean-Louis Gasse, president of Apple Products. "Together with the Macintosh II and IIfx, the IIcx strengthens the product line and extends the range of options for users who are interested in considering modular Macintosh systems," he added.

Technical Specifications: The Macintosh IIcx system's 68030 runs at 16MHz, as does its

80-bit precision 68882 math coprocessor. The 68030 has separate 256-byte caches for data and instructions, plus a built-in Page Memory Management Unit (PMMU) used by advanced multitasking operating systems such as A/UX™, Apple's UNIX™ system. Three high-performance NuBus slots allow easy expansion. Virtually all 32-bit expansion cards designed for the Macintosh II and IIfx are immediately compatible. NuBus expansion cards are currently available for external monitors, networking, host connectivity, memory and a variety of specialized coprocessing applications. The industry-standard NuBus structure allows fast transfer of large quantities of data between add-on cards and the logic board. NuBus features fair arbitration and geographical addressing. These characteristics let the add-on cards "identify" themselves so, unlike other computers, there is no need to set switches to configure a system. Because NuBus cards can be placed in any slot, there is exceptional flexibility and ease associated with system configuration. In addition, through NuBus, coprocessor boards can take over the capabilities of the system to focus on specialized tasks.

The IIcx is compatible with Macintosh II and IIfx software, and the high-capacity SuperDrive works with Apple File Exchange to make the new system compatible in a multivendor environment; able to read and write MS-DOS files effortlessly. The logic board features 256K ROMs. In addition, there is a slot for future ROM SIMMs (Single In-line Memory Modules) making future expansion or service easy. The Macintosh IIcx can be configured with 1MB to 8MB of RAM on the logic board (using 1MB SIMMs). In addition to the usual complement of Macintosh ports (two RS232/422, two ADB™ [Apple Desktop Bus], SCSI and a stereo audio port), the IIcx features an external floppy disk drive port. Besides the built-in SuperDrive, the system can accommodate either 40MB or 80MB 3.5-inch half-height hard disks. "This new, extremely versatile Macintosh provides a platform that is easily configured for a wide range of uses," said Allan Loren, president of Apple USA. "We believe it is sized and priced to work across the entire line of applications and should put it into a core position for our business and higher education customers." Price and availability Each Macintosh IIcx includes a mouse, System Software 6.0.3 with Apple File

Exchange, HyperCard® software, all documentation and SuperDrive. Keyboard and other peripherals are sold separately.

The Macintosh IIcx has a full 32-bit 68030 microprocessor, a 68882 floating point coprocessor, three NuBus expansion slots and a small, modular design.

Other features include:

- Compatibility with Macintosh II and IIfx software
- Apple FDHD (high density floppy disk drive with 1.4MB capacity) reads from and writes to Ms-DOS, OS/2, and Apple II (ProDOS) drives
- Built-in Paged Memory management unit to support multitasking operating systems
- Small footprint and mounting flexibility (base, side or from a bracket)
- Easy disassembly: remove a single screw and access critical components such as RAM, ROM and drives.

Configurations:

- Macintosh IIcx CPU (M5660) includes the main unit, 1 MB of RAM, one 1.4MB FDHD floppy disk drive, and mouse.
- Macintosh IIcx Hard Disk 40 CPU (M5610) includes the main unit, 1 MB of RAM, a 40MB hard disk, one 1.4MB floppy disk drive, and mouse.
- Macintosh IIcx Hard Disk 80 CPU (M5680) includes the main unit, 4MB of RAM, an 80 MB hard disk, one 1.4MB FDHD floppy disk drive, and mouse.
- Macintosh IIcx Hard Disk 80 CPU (with A/UX) (B009711/A) includes the main unit, 4MB of RAM, 80MB hard disk formatted with A/UX operating system, one 1.4MB FDHD floppy disk drive, and mouse.

### Macintosh 160SC Hard Disk

The Macintosh 160SC Hard Disk is a 5.25-inch disk with a 160MB capacity and an average seek time of 18 milliseconds. This drive can be installed internally in the Macintosh II and the Macintosh IIfx (only), Macintosh IIfx AppleShare file servers and A/UX systems.

Specifications and features:

- 5.25" drive diameter
- 160MB capacity
- 512 bytes per block
- 327,780 total disk blocks
- 118ms average seek time
- 600+ MB per second transfer rate
- SCSI interface The 160MB hard disk

GOTO 22

**New Mac Products Concluded**

(M0267) can be used as an external hard disk for all Macintosh models with SCSI port.

**Macintosh II 1-bit Monochrome Video Card**

The Macintosh II 1-bit Monochrome Video Card is a NuBus-compatible video card for the Apple High-Resolution Monochrome Monitor. It provides a high-quality interface between the monitor and the Macintosh II family of computers.

Available in April 1989 (M0504)

**Apple Macintosh Portrait Display**

The Apple Macintosh Portrait Display is a 15-inch (diagonal) high-resolution monochrome monitor which displays one full page of text and graphics, including menus and scroll bars. Specifications and features:

- 640-by-870 pixel resolution at 80 dots-per-inch provides sharp displays and maintains screen integrity between image and printout
- Analog 1-, 2-, or 4-bit pixel depth permits four shades of grey to be displayed simultaneously at 2-pixel depth; when upgraded with the Macintosh Video Card Expansion Kit provides 16 levels of grey shading at 4 bits per pixel
- 75 Hz screen refresh rate
- Flatter, antiglare screen
- 3 Apple Desktop Bus connectors allow direct keyboards, mouse and other ADB device connection to the monitor.

Required equipment:

- a Macintosh II, IIx or IIcx CPU
  - a Macintosh II Portrait Display Video Card (M0119) or optional Macintosh II Video Card Expansion Kit (M0213)
- Available in May, 1989 (M0404)

**Apple Two-Page Monochrome Monitor**

The Apple 2-page monochrome monitor is a high-quality, high-resolution, 21-inch monitor which can display two pages of text and graphics plus the Macintosh menus and scroll bars. This monitor is suited for page layout, desktop publishing, engineering and scientific applications, and higher education applications, especially for users of the A/UX operating system. Specifications and features include:

- Active display area measures 15 inches horizontal by 11.3 inches vertical
- 1,152 by 870 pixel resolution at 77 dots per inch
- 75HZ refresh rate

- Antiglare, flatter screen
- System requirements:
- Macintosh II, IIx or IIcx personal computer
  - Macintosh II Workstation video card (M0260) or Video Card Expansion Kit (M0213)
  - Video cable (comes with the monitor) (M0402)

**Pricing**

Suggested retail prices for various products: The first MBytes figure refers to RAM. The 2nd refers to hard drive capacity.

Product	March 1989
Mac SE CPU 1MB	\$3,169
Mac SE 2MB/40MB	4,369
Mac SE/30 CPU	4,369
Mac SE/30 1MB/40MB	4,869
Mac SE/30 4MB/80MB	6,569
Mac II CPU 1 MB	4,869
Mac II 4MB/40MB	7,369
Mac IIx CPU/FDHD 1MB	5,269
Mac IIx 4MB/FDHD	6,969
Mac IIx 4MB/FDHD 80MB	7,869
Mac IIx 4MB/FDHD 160MB	8,569
Mac IIcx 1MB/FDHD	4,669
Mac IIcx 1MB/FDHD 40MB	5,369
Mac IIcx 4MB/FDHD 80MB	7,069
Mac IIcx 4MB/FDHD 80MB (A/UX installed)	7,552
Mac 2MB Memory Expansion Kit	999
Mac 4MB Memory Expansion Kit	1,999
LaserWriter IINTX 4MB Memory	1,999
Mac Internal 20SC Hard Disk	799
Mac Internal 40SC Hard Disk	1,199
Mac Internal 80SC Hard Disk	1,699
Mac Internal 160SC Hard Drive	2,599
Mac External 20SC Hard Disk	899
Mac External 40SC Hard Disk	1,299
Mac External 80SC Hard Disk	1,799
1-bit Video Card	199
2-Page Monitor	2,149
Portrait Monitor	1,099
2-Page Video Card	599
Portrait Video Card	599
13" Color Monitor	999
4-bit Video Card	499
4-bit Video Card Exp.	149
12" B&W Monitor	399
Extended Keyboard	229

**Macintosh Magazines Index Available (With Abstracts)**

On March 9th, 1989, Pointer Publications announced the availability of Hyper Mac Abstracts, a bi-monthly (with semi-annual cumulations) HyperCard stack. Hyper Mac Abstracts is a subject/name index to Macintosh magazine articles, reviews, updates, letters, tips, etc. with abstracts (descriptions) of the contents of each reference found in approximately 20 different Macintosh-related magazines. Annual subscriptions are available at \$200 per year in the USA for eight issues (a special discount is available for Authorized Apple Dealers and Apple Partners).

Apple dealers & developers desiring up-to-date information on Macintosh products & companies will find this an invaluable tool in leading them to every reference on the product or subject made in any of the following magazines during the previous two months.

**Magazines Indexed:**

Apple Library Users Group Newsletter, BMUG Newsletter, Dr. Dobb's Macintosh, HyperAge, HyperLink, HyperMedia, ICON, MACazine, Macintosh Business Journal, Macintosh Business Review, Macintosh Buyer's Guide, MacGuide, MacTimes, MacTutor, MacUser, MacWeek, Macworld, nibble Mac, The Open Stack, Personal Publishing, Publish!, and Washington Apple PI. Other magazines are being added with each new issue.

Pointer Publications also produces a non-abstract version of Hyper Mac Abstracts called Hyper Mac Subjects. Back issues of Hyper Mac Subjects extend from Issue #1 (November-December, 1987). Subscriptions to Hyper Mac Subjects are \$80 per year in the USA (for 8 issues).

For further information, contact:

Subscription Department  
 Pointer Publications  
 935 Brooksglen Drive  
 Roswell, GA, 30075  
 404-587-1844



**MacUsers**  
**Apr 6**  
**Southdale Library**  
**Word 4.0 Demo**





# Classified Advertisements

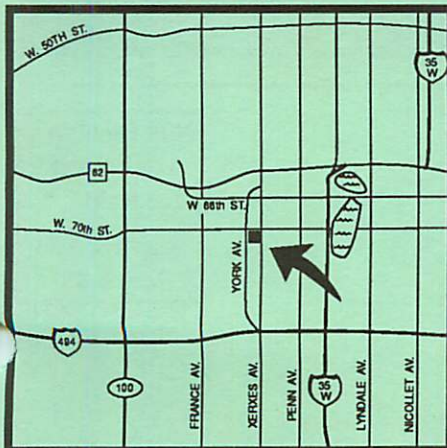
Each Mini'app'les member may run one free non-commercial classified ad per month in the newsletter. Submit ads to Bob Lowe by phone (voice) at 933-0464. Ads received by the second Wednesday of the month will appear in the next month's newsletter. Ads may be edited for length and to fit our usual format. There is a charge for commercial ads, contact Bob Lowe for details.

**Wanted:** Apple //e's for local parochial school. Should have 128K, 80 Column card, 2 drives, enhanced ROM/Character chips and monochrome monitor. Would you consider donating as a Tax Deductable Contribution? Call Mike at (W) 935-5457.

**Mac Computer  
Art & Design SIG  
- Successful Lino -  
April 10th  
Mpls. College of  
Art & Design**

**Mac Users  
Word 4.0 Demo  
Southdale Library  
April 6th**

**Mac SIG Meeting Place  
Southdale Library, 7001 York**



**RAM Chips 256K CAS/RAS**  
Bank of 8 chips \$ 89  
RocketChip II //e //c \$179  
AE TransWarp GS \$349

**MEMORY EXPANDERS**

Size	Apple //e	Apple //c
256K	\$148	\$190
512K	\$238	\$280
768K	\$328	\$370
1 Meg → 4M	Apple GS	\$300
2 Meg → 4M	Apple GS	\$550

**CRATE Hard Drive**

21MB	65MS external	\$559
43MB	40MS external	\$699
64MB	40MS external	\$769

**Chinook Hard Drive**

CT-20	//e-llgs *	\$540
CT-30	//e-llgs *	\$615
CT-40	//e-llgs *	\$715
CT-20c	//c llgs, port	\$650

\*Requires Apple SCSI Card

**SOFTWARE**

AppleWorks GS	llgs	\$239
Medely	llgs	\$156
AppleWorks 2.1	//e c	\$189

**ImageWriter Printer Ribbons**

Black	\$5.00
4 Color	\$9.50

**RAMCO SALES  
Dick 612-572-9305  
UPS Delivery Available**

**Apple II Users  
April 5th**

## HELP for the Computer Reluctant



**Hagen  
Express  
Learning  
Programs**

Finally! HELP is here!  
Software Specific Training on the Apple® Macintosh™ and the Apple IIgs™. Hagen Office Equipment offers hands-on training on many popular software programs and introductions to Macintosh and IIgs hardware.

Classes are held at our convenient I-494 and Lyndale location. Call for complete information.

**612/866-3441**



Hagen Office Equipment, Inc.

## Taxes Made Easier

with  
**KFS/Tax**  
and Appleworks

KFS/Tax – the premier Appleworks template program is now even better for preparing 1988 taxes! Fully guaranteed – 100% refund if you aren't convinced this is the tax program for you. 20 of the most common forms are calculated and printed for you including 19 Federal forms and the Minnesota M-1. Fast and easy to use. Will run on any Apple with Appleworks. 1988 and 1989 planning templates are included with purchase. Discount on annual upgrades. Next day shipping. \$24.95 plus \$2.00 S & H. Standard on 5-1/4" disk or add \$3.00 for 3-1/2" disk. Minnesota residents add 6% sales tax.

**Kronk Financial Services  
7172 Muirfield Lane  
Eden Prairie, Mn. 55346**



# Mini'app'les 1989 Membership Drive



The Club is looking for New members, Cooperative Dealers and Schools, Renewals and Referrals.

We didn't make our goal in 1988, but, on the other hand, we didn't do too badly. With your help and enthusiasm, we are embarking again on a concentrated effort to build and strengthen member resources within Mini'app'les to GROW AGAIN IN 1989!

**Add YOUR helping hand!**

## Cooperating Businesses:

**Businessland**  
 7400 France Avenue  
 Edina, MN 55435 933-1343

**Computer Applications**  
 7101 France Avenue  
 Edina, MN 55435 920-1154

**Computer Pavilion**  
 Pavilion Place - 1655 West County Rd B2  
 Roseville, MN 55113 631-2766

**Computerland-Hopkins**  
 11319 Highway 7  
 Hopkins, MN 55343 933-8822

**Computerland**  
 2471 Fairview Avenue North  
 Roseville, MN 55113 636-2366

**Computerland**  
 7025 France Avenue  
 Edina, MN 55435 920-6100

**First Tech**  
 2640 Hennepin Ave. South  
 Minneapolis, MN 55408 377-9300

**Hagen Office Equipment**  
 801 West 77-1/2 Street  
 Richfield, MN 55423 866-3441

**Heath-Zenith - Hopkins**  
 101 Shady Oak Road  
 Hopkins, MN 55343 938-6371

**Hutch Computer Industries (H.C.I.)**  
 8017 Glen Lane  
 Eden Prairie, MN 55344 944-1356

## Cooperating Schools:

**Anoka Technical Institute**  
 1355 West Main  
 Anoka, MN 55303

**Bloomington Comm. Ed. Service**  
 8900 Portland Ave.  
 Bloomington, MN 55420

**Brooklyn Park VoTech**  
 900 Brooklyn Boulevard  
 Brooklyn Park, MN 55445

**Dakota County Technical Institute**  
 145th Street East  
 Rosemont, MN 55068

**Hennepin Technical Institute**  
 South Campus  
 9200 Flying Cloud Rd.  
 Eden Prairie, MN 55344

**IND Corp**  
 1620 County Road C  
 Roseville, MN 55113

**Moore Business Forms**  
 3650 Hazelton Road  
 Edina, MN 55435 929-4334

**Twin Cities Computer Network**  
 75 South 5th Street — Suite M-100  
 Minneapolis, MN 55402 (modem) 349-6200

**The GIZMODE Data Bank**  
 3519 West 50th St.  
 Mpls, MN 55410 (modem) 929-6879

**Kennedy High School**  
 9201 Nicollet Ave. So.  
 Bloomington, MN 55420

**Apple II SIG**  
**Apr 5**  
 St Louis Park High  
 Beginners' Night Out

**MacUsers**  
**Apr 6**  
 Southdale Library  
**Word 4.0**  
 Demo

 mini'app'les  
 Box 796  
 Hopkins MN 55343

ADDRESS CORRECTION REQUESTED

Non Profit Org.  
 US Postage  
 Paid  
 Hopkins, MN  
 Permit 631